

**INSTALLATION INSTRUCTIONS FOR ELECTRIC HEAT (LB-111141A-Y & 602424-01-19;
 14W32-46, 30W26, 46W28-42 & 67W88-95) AND FUSE BLOCKS
 (LB-112399A-AA; 17W94-18W08, 26W68, 26W69, 52W14-16, 52W35)
 USED WITH LC/TC/TH/KC/KH 024-090 UNITS**

Shipping and Packing List

Electric Heat Package Contains:

- 1- Electric element/control box assembly
- 1- Bag assembly containing:
 - 1- Wiring diagram sticker

Fuse Block Assembly Contains (TC/TH/KC/KH Only):

(ordered and shipped separately)

- 1- Fuse block assembly
- 1- TB2 terminal block
- 2- Wiring harnesses
- 1- Fuse block cover assembly
- 1- Bag assembly containing:
 - 8- Screws
 - 3- Fuses (2 on 17W94-99, 28W68, & 28W69)

Inspect package upon receiving. If damage is found, contact last carrier immediately.

Requirements

Installation of electric heaters must conform with the standards of the National Fire Protection Association (NFPA) "Standard for the Installation of Air Conditioning and Ventilating Systems," NFPA No. 90A; "Standard for the Installation of Residence Type Warm Air heating and Air Conditioning Systems," NFPA No. 90B; in Canada, CSA C22.1 Canadian Electrical Code Part I and all applicable CSA requirements; manufacturer's installation instructions and local municipal building codes. Heaters are approved for clearance to combustible materials as listed on heater rating plate. Accessibility and service clearances must take precedence over fire protection clearance. All wiring must conform with local codes and the current National Electric Code (NEC) ANSI-C1 and in Canada, CSA C22.1 Canadian Electrical Code Part I and applicable CSA requirements.

⚠ WARNING

Improper installation, adjustment, alteration, service or maintenance can cause property damage, personal injury or loss of life. Installation and service must be performed by a qualified installer, service agency or the gas supplier

⚠ CAUTION

Danger of sharp metallic edges. Can cause injury. Take care when servicing unit to avoid accidental contact with sharp edges.

Application

Electric heat is used as primary heaters in LC/TC/KC 024-090 units and as a secondary heat source in TH/KH 024-072 heat pump units. See table 1 for usage.

TABLE 1

Unit	Electric Heat (kW)	
	208-230, 460, 575V 60 Hz	380-420V 50 Hz
024, 030	7.5, 10	--
036, 048	7.5, 15	5.7, 11.5
060	7.5, 15, 22.5	5.7, 11.5, 17.2
072, 090	7.5, 15, 22.5, 30	5.7, 11.5, 17.2, 23

Electric Heat Installation

- 1- Disconnect all power to unit.
- 2- Open or remove the unit heat access panel. See figure 1. If the panel is hinged, remove the right mullion.

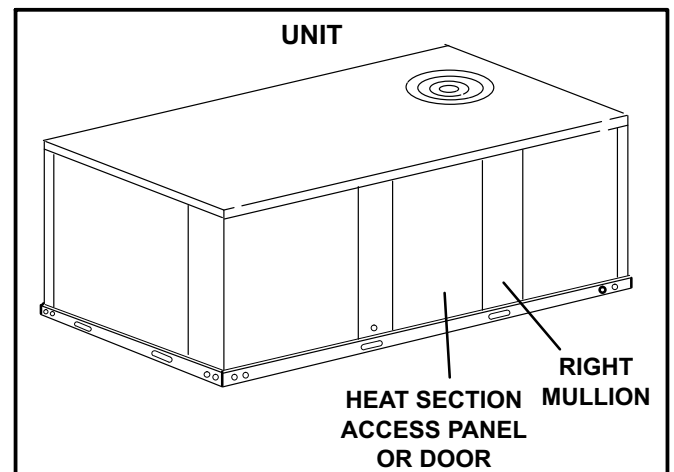


FIGURE 1

- 3- Disconnect P2 jumper from J2 unit electric heat jack on heat section wall. See figure 2.



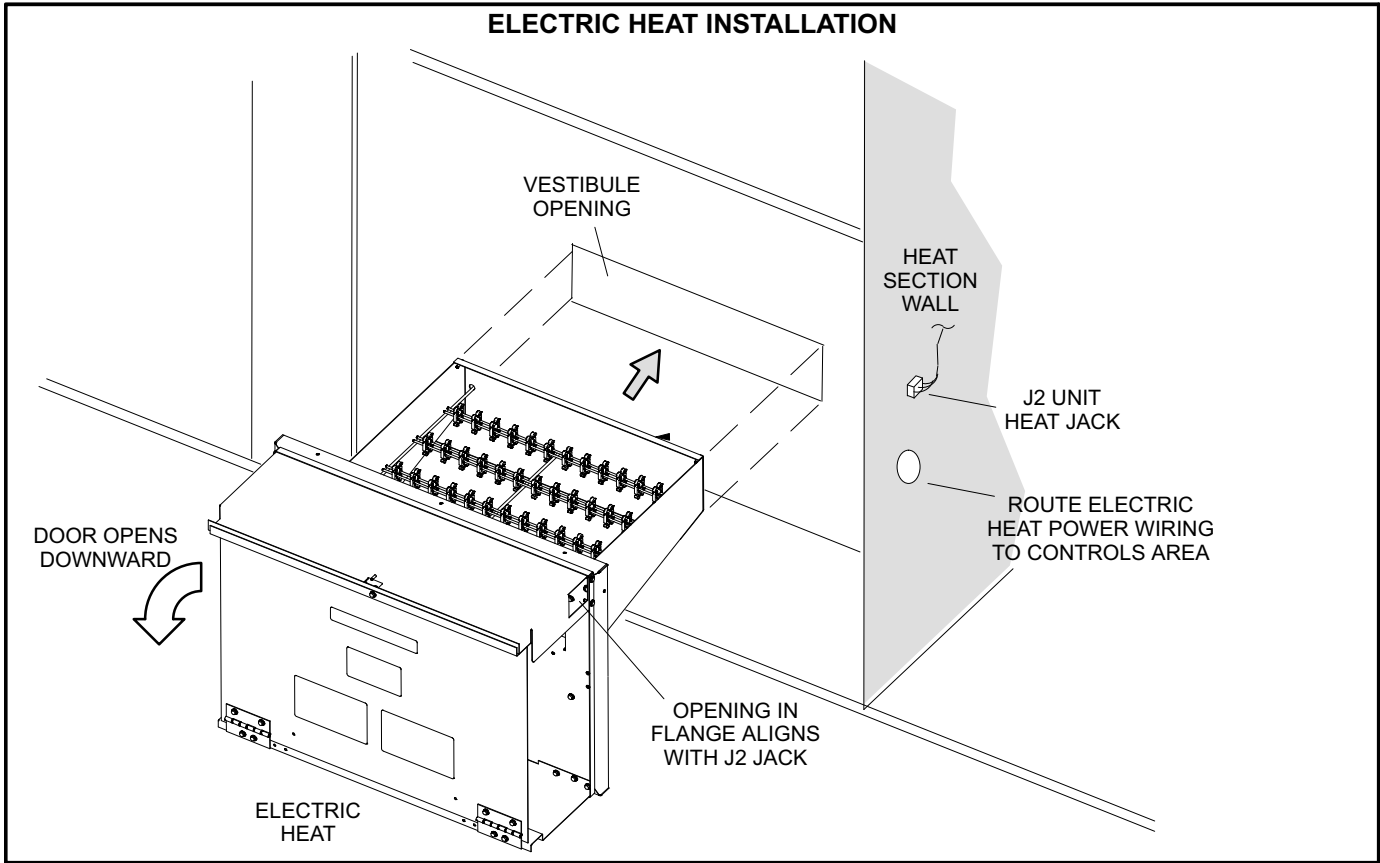


FIGURE 2

- 4- Remove the cover over the heat vestibule opening and retain screws.
- 5- Install the electric heat assembly in unit as shown in figure 2.
- 6- Open electric heat assembly door and secure assembly to the vestibule with retained screws.
- 7- Connect P2 from electric heat assembly to J2 in heat section wall. See figure 2.
- 8- Route power wiring through knockout in heat section wall.

Fuse Block & TB2 Terminal Block

- 1- Insert fuses from bag assembly in fuse block assembly.
- 2- Install fuse block and TB2 terminal block in locations shown in figure 3. Secure with #8 screws provided. Retain three screws to secure fuse block enclosure.

Field Wiring Connections

Wiring must conform to local codes and the current NEC/CEC. Refer closely to figure 3, the field wiring diagram in this kit, and the following information: If heater is being installed in an existing unit, a change in power supply wiring may be required. Remove the original supply wires or disconnect at power source. Refer to heater nameplate for minimum circuit ampacity and maximum fuse size.

- 1- When installing electric heat in an existing unit, disconnect power wiring to top of K1 contactor. Reconnect power wiring to the bottom of the TB2 terminal block.
- 2- Route power wires from electric heat assembly to control area. Connect wire to load side of TB2 terminal block. Refer to figure 3.
- 3- Locate the two harnesses provided in the kit. Install the longer harness between K1 contactor and F4 fuse block. Install the shorter harness between F4 fuse block and TB2 terminal block. Connect to the terminal marked on each wire.

Wiring Diagram

Place electric heat wiring diagram (provided) on the inner side of compressor access panel.

Fuse Block Cover - LC Units

- 1- Place cover over fuse block and align with holes in panel. Secure with three retained screws.

Enable Electric Heat - LC Units

Refer to the Unit Controller Installation and Setup Guide to enable electric heat. Use the menu navigation arrows and select button; see *Settings -> Install -> Electric Heat Stages ->1*.

SCR Electric Heat Controller (LCH Units)

The SCR is a factory-installed option only; this kit would be used to replace an existing electric heat assembly. When replacing the electric heat assembly, discard the longer power harness provided in this kit (power wiring is supplied with factory-installed SCR units).

The SCR (A38) will provide small amounts of power to the electric heat elements to efficiently maintain warm duct air temperatures when there is no heating demand. The SCR maintains duct air temperature based on input from a field-provided and installed thermostat (A104) and duct sensor (RT20). SCR is located in the compressor section on the left wall. Use only with a thermostat or Novar control system.

Use the instructions provided with the thermostat to set DIP switches as follows: S1 On, S2 Off, S3 Off. Use the instructions provided with the duct sensor to install sensor away from electric element radiant heat and in a location where discharge air is a mixed average temperature.

Once power is supplied to unit, zero SCR as follows:

1. Adjust thermostat (A104) to minimum position.

2. Use a small screwdriver to slowly turn the ZERO potentiometer on the SCR until the LED turns solid red.
3. Very slowly adjust the potentiometer the opposite direction until the LED turns off.

Blower Speed Requirements

Electric heater applications require specific blower air volumes. Refer to pages 4 through 41 for proper blower speeds. Refer to pages 42-47 for accessory air resistance tables.

Note - Minimum air requirements are shown on page 48; do not set CFM lower than minimum CFM listed.

Unit Start-Up (Heating Cycle)

Set room thermostat for proper heat or auto operation if switching subbase is used. Apply power to unit and position heat setpoint lever above room temperature. Refer to unit installation instructions for additional information on start-up operations and adjustments.

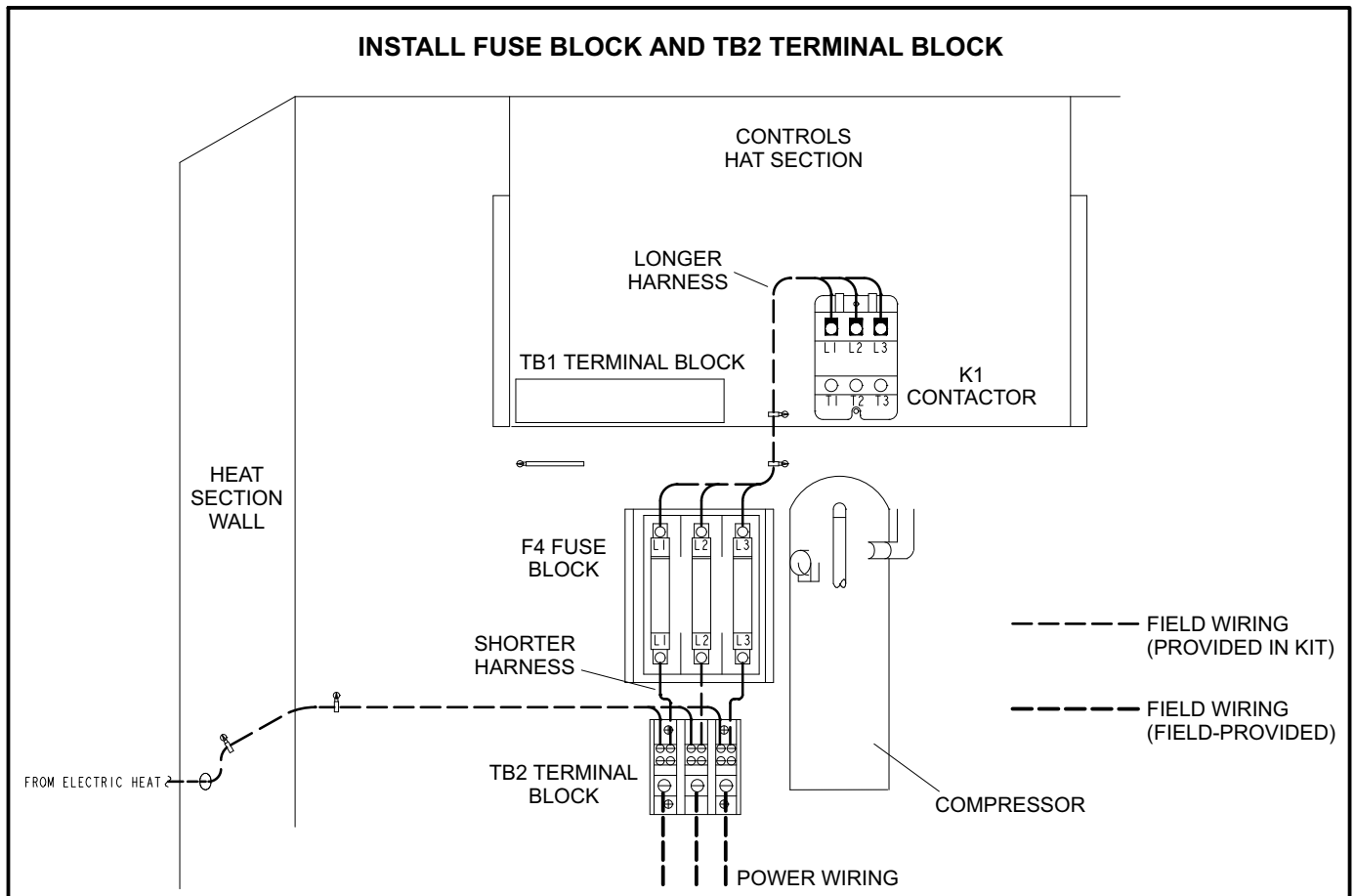


FIGURE 3

DIRECT DRIVE BLOWER PERFORMANCE

External Static Pressure (in. w.g.)	Air Volume (cfm) at Various Blower Speeds					
	208 VOLTS			230 VOLTS		
	High	Medium	Low	High	Medium	Low
2 and 2.5 Ton Standard Efficiency (Down-Flow)			TCA/KCA024S and TCA/KCA030S			
0.0	1230	975	845	1425	1125	910
0.1	1220	940	815	1395	1110	875
0.2	1205	910	775	1375	1085	845
0.3	1185	880	730	1350	1055	815
0.4	1155	845	680	1320	1010	780
0.5	1115	800	---	1280	955	740
0.6	1060	750	---	1225	895	690
0.7	985	685	---	1150	830	---
0.8	890	---	---	1050	755	---
0.9	770	---	---	920	680	---
1.0	---	---	---	760	---	---
2 and 2.5 Ton Standard Efficiency (Horizontal)			TCA/KCA024S and TCA/KCA030S			
0.0	1165	925	800	1350	1065	865
0.1	1155	895	770	1325	1055	830
0.2	1140	865	735	1300	1030	800
0.3	1125	835	695	1280	1000	770
0.4	1095	800	645	1250	955	740
0.5	1055	760	---	1215	905	700
0.6	1005	710	---	1160	850	655
0.7	935	650	---	1090	785	---
0.8	845	---	---	995	720	---
0.9	730	---	---	875	645	---
1.0	---	---	---	720	---	---

DIRECT DRIVE BLOWER PERFORMANCE

External Static Pressure (in. w.g.)	Air Volume (cfm) at Various Blower Speeds								
	208 VOLTS			230 VOLTS			460/575 VOLTS		
	High	Medium	Low	High	Medium	Low	High	Medium	Low
3 and 4 Ton Standard Efficiency (Down-Flow)					TCA/KCA036S and TCA/KCA048S				
0.0	1990	1625	1145	2175	1825	1330	2100	1735	1220
0.1	1935	1595	1145	2100	1790	1320	2050	1705	1215
0.2	1885	1565	1130	2040	1755	1300	2000	1665	1205
0.3	1830	1530	1095	1980	1710	1265	1945	1625	1180
0.4	1775	1485	1050	1915	1660	1215	1885	1575	1145
0.5	1710	1425	980	1850	1595	1150	1815	1520	1095
0.6	1630	1350	900	1765	1510	1070	1735	1450	1025
0.7	1540	1255	800	1660	1405	975	1640	1375	940
0.8	1425	1140	---	1535	1280	---	1530	1285	---
0.9	1285	1000	---	1375	1120	---	1405	1185	---
1.0	1125	---	---	1180	---	---	1260	---	---
3 and 4 Ton Standard Efficiency (Horizontal)					TCA/KCA036S and TCA/KCA048S				
0.0	1890	1545	1090	2060	1740	1265	2085	1745	1260
0.1	1830	1515	1090	1990	1700	1255	2020	1700	1240
0.2	1780	1480	1070	1930	1660	1230	1960	1660	1225
0.3	1730	1445	1040	1870	1615	1200	1900	1620	1205
0.4	1675	1400	995	1810	1565	1150	1835	1575	1170
0.5	1610	1340	930	1740	1500	1090	1760	1515	1115
0.6	1530	1260	845	1650	1410	1010	1680	1440	1035
0.7	1420	1160	745	1535	1295	905	1580	1340	915
0.8	1290	1025	---	1385	1150	---	1460	1210	---
0.9	1120	865	---	1195	965	---	1320	1045	---
1.0	910	---	---	960	---	---	1155	---	---

DIRECT DRIVE BLOWER PERFORMANCE

External Static Pressure (in. w.g.)	Air Volume (cfm) at Various Blower Speeds					
	208 VOLTS		230 VOLTS		460/575 VOLTS	
	High	Low	High	Low	High	Low
5 Ton Standard Efficiency (Down-Flow)						TCA/KCA060S
0.0	2140	1655	2315	1935	2155	1715
0.1	2110	1650	2280	1910	2085	1695
0.2	2080	1645	2245	1885	2035	1685
0.3	2045	1635	2205	1860	2000	1675
0.4	2005	1615	2160	1830	1970	1660
0.5	1965	1590	2105	1790	1940	1640
0.6	1910	1555	2045	1745	1905	1610
0.7	1845	1500	1970	1685	1855	1565
0.8	1765	1435	1885	1615	1790	1495
0.9	1675	1350	1785	1525	1700	1405
1.0	1565	---	1665	---	1580	---
5 Ton Standard Efficiency (Horizontal)						TCA/KCA060S
0.0	2030	1600	2190	1870	2215	1800
0.1	1990	1595	2150	1850	2165	1796
0.2	1950	1585	2105	1820	2120	1780
0.3	1905	1565	2055	1780	2070	1750
0.4	1860	1535	2000	1735	2020	1715
0.5	1805	1495	1935	1685	1965	1670
0.6	1740	1450	1865	1625	1900	1615
0.7	1670	1390	1785	1560	1830	1550
0.8	1590	1320	1695	1485	1750	1475
0.9	1500	1240	1600	1400	1650	1385
1.0	1395	---	1485	---	1535	---

DIRECT DRIVE BLOWER PERFORMANCE

External Static Pressure (in. w.g.)	Air Volume (cfm) at Various Blower Speeds								
	208 VOLTS			230 VOLTS			460/575 VOLTS		
	High	Medium	Low	High	Medium	Low	High	Medium	Low
4 Ton Standard Efficiency (Down-Flow)									KHA048S
0.0	2175	1825	1330	1990	1625	1145	2100	1735	1220
0.1	2100	1790	1320	1935	1595	1145	2050	1705	1215
0.2	2040	1755	1300	1885	1565	1130	2000	1665	1205
0.3	1980	1710	1265	1830	1530	1095	1945	1625	1180
0.4	1915	1660	1215	1775	1485	1050	1885	1575	1145
0.5	1850	1595	1150	1710	1425	980	1815	1520	1095
0.6	1765	1510	1070	1630	1350	900	1735	1450	1025
0.7	1660	1405	975	1540	1255	800	1640	1375	940
0.8	1535	1280	---	1425	1140	---	1530	1285	---
0.9	1375	1120	---	1285	1000	---	1405	1185	---
1.0	1180	---	---	1125	---	---	1260	---	---
4 Ton Standard Efficiency (Horizontal)									KHA048S
0.0	2060	1740	1265	1890	1545	1090	2085	1745	1260
0.1	1990	1700	1255	1830	1515	1090	2020	1700	1240
0.2	1930	1660	1230	1780	1480	1070	1960	1660	1225
0.3	1870	1615	1200	1730	1445	1040	1900	1620	1205
0.4	1810	1565	1150	1675	1400	995	1835	1575	1170
0.5	1740	1500	1090	1610	1340	930	1760	1515	1115
0.6	1650	1410	1010	1530	1260	845	1680	1440	1035
0.7	1535	1295	905	1420	1160	745	1580	1340	915
0.8	1385	1150	---	1290	1025	---	1460	1210	---
0.9	1195	965	---	1120	865	---	1320	1045	---
1.0	960	---	---	910	---	---	1155	---	---

BELT DRIVE BLOWER PERFORMANCE

0.10 to 0.80 in. w.g.

3 Ton Standard Efficiency (Down-Flow)

TCA036S

Air Volume (cfm)	External Static (in.w.g.)															
	0.10		0.20		0.30		0.40		0.50		0.60		0.70		0.80	
	RPM	BHP	RPM	BHP	RPM	BHP	RPM	BHP	RPM	BHP	RPM	BHP	RPM	BHP	RPM	BHP
	Field Furnished				Low Static - Drive Kit #1										Drive Kit #5	
900	485	0.10	595	0.15	690	0.20	780	0.30	860	0.40	930	0.50	1000	0.60	1065	0.75
1000	520	0.10	615	0.20	705	0.25	790	0.35	870	0.45	945	0.55	1010	0.65	1075	0.75
1100	550	0.15	640	0.20	725	0.30	805	0.35	885	0.45	955	0.55	1020	0.70	1085	0.80
1200	585	0.20	665	0.25	745	0.30	825	0.40	900	0.50	965	0.60	1030	0.70	1095	0.85
1300	620	0.20	695	0.30	770	0.35	845	0.45	915	0.55	980	0.65	1045	0.75	1105	0.90
1400	660	0.25	730	0.35	795	0.40	865	0.50	935	0.60	995	0.70	1060	0.80	1120	0.95
1500	695	0.30	760	0.40	825	0.45	890	0.55	955	0.65	1015	0.75	1075	0.85	1135	1.00

0.90 to 1.60 in. w.g.

3 Ton Standard Efficiency (Down-Flow)

TCA036S

Air Volume (cfm)	External Static (in.w.g.)															
	0.90		1.0		1.10		1.20		1.30		1.40		1.50		1.60	
	RPM	BHP	RPM	BHP	RPM	BHP	RPM	BHP	RPM	BHP	RPM	BHP	RPM	BHP	RPM	BHP
	High Static - Drive Kit #5										Field Furnished					
900	1125	0.85	1180	1.00	1230	1.10	1285	1.25	1330	1.35	1380	1.50	1425	1.65	1465	1.80
1000	1130	0.90	1190	1.00	1240	1.15	1295	1.30	1340	1.40	1390	1.60	1435	1.75	1475	1.85
1100	1140	0.90	1200	1.05	1250	1.20	1300	1.35	1350	1.50	1400	1.65	1445	1.80	1485	1.95
1200	1150	0.95	1210	1.10	1260	1.25	1310	1.40	1360	1.55	1410	1.70	1455	1.85	1495	2.00
1300	1165	1.00	1220	1.15	1270	1.30	1320	1.45	1370	1.60	1415	1.75	1465	1.90	1505	2.05
1400	1175	1.05	1230	1.20	1280	1.35	1330	1.50	1380	1.65	1425	1.80	1470	1.95	1515	2.15
1500	1190	1.15	1240	1.25	1295	1.40	1345	1.55	1390	1.70	1435	1.90	1480	2.05	1525	2.20

0.10 to 0.80 in. w.g.

3 Ton Standard Efficiency (Horizontal)

TCA036S

Air Volume (cfm)	External Static (in.w.g.)															
	0.10		0.20		0.30		0.40		0.50		0.60		0.70		0.80	
	RPM	BHP	RPM	BHP	RPM	BHP	RPM	BHP	RPM	BHP	RPM	BHP	RPM	BHP	RPM	BHP
	Field Furnished				Low Static - Drive Kit #1											
900	480	0.10	570	0.15	655	0.20	735	0.30	810	0.35	875	0.45	940	0.55	1000	0.65
1000	520	0.15	595	0.15	675	0.25	750	0.30	820	0.40	890	0.50	950	0.60	1010	0.70
1100	555	0.15	625	0.20	695	0.25	765	0.35	835	0.45	900	0.50	960	0.60	1020	0.75
1200	595	0.20	660	0.25	725	0.30	790	0.40	850	0.45	915	0.55	975	0.65	1030	0.75
1300	635	0.25	690	0.30	750	0.35	810	0.40	870	0.50	930	0.60	990	0.70	1045	0.80
1400	675	0.30	730	0.35	785	0.40	840	0.50	895	0.55	950	0.65	1005	0.75	1060	0.85
1500	720	0.35	765	0.40	815	0.45	870	0.55	920	0.60	970	0.70	1025	0.80	1075	0.95

0.90 to 1.60 in. w.g.

3 Ton Standard Efficiency (Horizontal)

TCA036S

Air Volume (cfm)	External Static (in.w.g.)															
	0.90		1.0		1.10		1.20		1.30		1.40		1.50		1.60	
	RPM	BHP	RPM	BHP	RPM	BHP	RPM	BHP	RPM	BHP	RPM	BHP	RPM	BHP	RPM	BHP
	High Static - Drive Kit #5										Field					
900	1055	0.75	1105	0.90	1155	1.00	1200	1.10	1245	1.25	1285	1.35	1325	1.50	1365	1.60
1000	1065	0.80	1115	0.90	1165	1.05	1210	1.15	1255	1.30	1300	1.40	1340	1.55	1380	1.70
1100	1075	0.85	1125	0.95	1175	1.10	1220	1.20	1265	1.35	1310	1.50	1350	1.60	1395	1.75
1200	1085	0.90	1135	1.00	1185	1.15	1235	1.25	1280	1.40	1320	1.55	1365	1.70	1405	1.85
1300	1095	0.95	1145	1.05	1195	1.20	1245	1.30	1290	1.45	1330	1.60	1375	1.75	1415	1.90
1400	1110	1.00	1160	1.10	1210	1.25	1255	1.40	1300	1.50	1340	1.65	1385	1.80	1425	1.95
1500	1125	1.05	1175	1.15	1220	1.30	1265	1.45	1310	1.60	1355	1.75	1395	1.85	1435	2.05

BELT DRIVE BLOWER PERFORMANCE

0.10 to 1.00 in. w.g.

3 Ton Standard Efficiency (Downflow)

KCA036S

Air Volume (cfm)	External Static (in.w.g.)															
	0.10		0.20		0.30		0.40		0.50		0.60		0.70		0.80	
	RPM	BHP	RPM	BHP	RPM	BHP	RPM	BHP	RPM	BHP	RPM	BHP	RPM	BHP	RPM	BHP
	Field Furnished				Low Static - Drive Kit A01										Kit A05	
900	500	0.10	605	0.15	705	0.25	790	0.30	870	0.40	945	0.50	1010	0.60	1075	0.75
1000	535	0.15	630	0.20	720	0.25	805	0.35	885	0.45	955	0.55	1020	0.65	1085	0.80
1100	570	0.15	655	0.20	740	0.30	820	0.40	895	0.45	970	0.60	1035	0.70	1095	0.80
1200	605	0.20	685	0.25	765	0.35	840	0.40	915	0.50	980	0.60	1045	0.75	1110	0.85
1300	640	0.25	715	0.30	790	0.35	865	0.45	930	0.55	1000	0.65	1060	0.80	1120	0.90
1400	680	0.30	750	0.35	820	0.45	885	0.50	955	0.60	1015	0.70	1080	0.85	1135	0.95
1500	720	0.35	785	0.40	850	0.50	910	0.55	975	0.65	1035	0.80	1095	0.90	1155	1.05

0.90 to 1.60 in. w.g.

3 Ton Standard Efficiency (Downflow)

KCA036S

Air Volume (cfm)	External Static (in.w.g.)															
	0.90		1.0		1.10		1.20		1.30		1.40		1.50		1.60	
	RPM	BHP	RPM	BHP	RPM	BHP	RPM	BHP	RPM	BHP	RPM	BHP	RPM	BHP	RPM	BHP
	High Static - A05										Field Furnished					
900	1135	0.85	1190	1.00	1245	1.10	1295	1.25	1345	1.40	1390	1.55	1435	1.70	1480	1.85
1000	1145	0.90	1200	1.05	1255	1.15	1305	1.30	1355	1.45	1400	1.60	1445	1.75	1490	1.90
1100	1155	0.95	1210	1.10	1265	1.20	1315	1.35	1365	1.50	1410	1.65	1455	1.80	1500	1.95
1200	1165	1.00	1225	1.15	1275	1.25	1325	1.40	1375	1.55	1425	1.75	1470	1.90	1510	2.05
1300	1180	1.05	1235	1.20	1285	1.30	1340	1.50	1385	1.65	1435	1.80	1480	1.95	1525	2.15
1400	1195	1.10	1245	1.25	1300	1.40	1350	1.55	1400	1.70	1445	1.85	1490	2.05	1535	2.20
1500	1210	1.15	1260	1.30	1315	1.45	1360	1.60	1410	1.75	1455	1.95	1500	2.10	1545	2.30

0.10 to 0.80 in. w.g.

3 Ton Standard Efficiency (Horizontal)

KCA036S

Air Volume (cfm)	External Static (in.w.g.)															
	0.10		0.20		0.30		0.40		0.50		0.60		0.70		0.80	
	RPM	BHP	RPM	BHP	RPM	BHP	RPM	BHP	RPM	BHP	RPM	BHP	RPM	BHP	RPM	BHP
	Field Furnished				Low Static - Drive Kit A01											
900	490	0.10	580	0.15	665	0.20	745	0.25	815	0.30	880	0.40	940	0.45	1000	0.55
1000	525	0.10	610	0.15	690	0.25	760	0.30	830	0.35	895	0.45	955	0.50	1010	0.60
1100	560	0.15	640	0.20	710	0.25	780	0.30	850	0.40	910	0.45	970	0.55	1025	0.65
1200	600	0.20	670	0.25	740	0.30	805	0.35	870	0.45	930	0.50	985	0.60	1040	0.70
1300	635	0.25	705	0.30	770	0.35	830	0.40	890	0.50	950	0.55	1005	0.65	1055	0.75
1400	675	0.30	740	0.35	800	0.40	860	0.50	915	0.55	970	0.65	1025	0.70	1075	0.80
1500	715	0.35	775	0.40	830	0.45	885	0.55	940	0.60	995	0.70	1045	0.80	1095	0.90

0.90 to 1.60 in. w.g.

3 Ton Standard Efficiency (Horizontal)

KCA036S

Air Volume (cfm)	External Static (in.w.g.)															
	0.90		1.0		1.10		1.20		1.30		1.40		1.50		1.60	
	RPM	BHP	RPM	BHP	RPM	BHP	RPM	BHP	RPM	BHP	RPM	BHP	RPM	BHP	RPM	BHP
	High Static - A05														Field	
900	1055	0.60	1105	0.70	1155	0.80	1205	0.90	1250	0.95	1295	1.05	1335	1.15	1375	1.25
1000	1065	0.65	1115	0.75	1165	0.85	1215	0.95	1260	1.05	1305	1.15	1345	1.20	1385	1.30
1100	1080	0.70	1130	0.80	1175	0.90	1225	1.00	1270	1.10	1315	1.20	1355	1.30	1395	1.40
1200	1090	0.75	1140	0.85	1190	0.95	1235	1.05	1280	1.15	1325	1.25	1365	1.35	1405	1.45
1300	1105	0.80	1155	0.90	1205	1.00	1250	1.10	1295	1.25	1335	1.35	1375	1.45	1415	1.55
1400	1125	0.90	1170	1.00	1220	1.10	1265	1.20	1305	1.30	1350	1.40	1390	1.50	1430	1.65
1500	1145	1.00	1190	1.05	1235	1.15	1280	1.30	1320	1.40	1365	1.50	1405	1.60	1440	1.70

BELT DRIVE BLOWER PERFORMANCE

4 Ton Standard Efficiency (Down-Flow)

TCA048S

0.10 to 0.80 in. w.g.

Air Volume (cfm)	External Static (in.w.g.)															
	0.10		0.20		0.30		0.40		0.50		0.60		0.70		0.80	
	RPM	BHP	RPM	BHP	RPM	BHP	RPM	BHP	RPM	BHP	RPM	BHP	RPM	BHP	RPM	BHP
	Field Furnished						Low Static - Drive Kit #2									
1200	580	0.15	660	0.20	740	0.30	815	0.35	885	0.45	955	0.55	1015	0.60	1075	0.70
1300	620	0.20	690	0.25	765	0.30	835	0.40	905	0.50	970	0.55	1030	0.65	1090	0.75
1400	655	0.25	720	0.30	790	0.35	855	0.45	925	0.55	985	0.60	1045	0.70	1105	0.85
1500	690	0.30	755	0.35	820	0.40	880	0.50	945	0.60	1005	0.65	1060	0.75	1120	0.90
1600	730	0.35	790	0.40	850	0.45	910	0.55	965	0.65	1025	0.75	1080	0.85	1135	0.95
1700	770	0.40	825	0.45	880	0.55	935	0.60	990	0.70	1045	0.80	1100	0.90	1155	1.00
1800	810	0.45	860	0.55	910	0.60	965	0.70	1020	0.80	1070	0.85	1125	1.00	1175	1.10
1900	845	0.55	895	0.60	945	0.70	995	0.75	1045	0.85	1095	0.95	1145	1.05	1195	1.15
2000	885	0.65	935	0.70	980	0.80	1030	0.85	1075	0.95	1125	1.05	1170	1.15	1220	1.25

0.90 to 1.60 in. w.g.

4 Ton Standard Efficiency (Down-Flow)

TCA048S

Air Volume (cfm)	External Static (in.w.g.)															
	0.90		1.0		1.10		1.20		1.30		1.40		1.50		1.60	
	RPM	BHP	RPM	BHP	RPM	BHP	RPM	BHP	RPM	BHP	RPM	BHP	RPM	BHP	RPM	BHP
	High Static - Drive Kit #6															
	Field															
1200	1135	0.85	1185	0.95	1240	1.05	1285	1.15	1335	1.30	1380	1.45	1425	1.55	1465	1.70
1300	1145	0.90	1200	1.00	1250	1.10	1300	1.25	1345	1.35	1390	1.50	1435	1.60	1475	1.75
1400	1160	0.95	1210	1.05	1260	1.15	1310	1.30	1355	1.40	1400	1.55	1445	1.70	1490	1.85
1500	1170	1.00	1225	1.10	1275	1.25	1320	1.35	1370	1.50	1415	1.60	1455	1.75	1500	1.90
1600	1185	1.05	1240	1.20	1285	1.30	1335	1.40	1380	1.55	1425	1.70	1470	1.85	1510	1.95
1700	1205	1.10	1255	1.25	1300	1.35	1350	1.50	1395	1.65	1440	1.80	1480	1.90	1520	2.05
1800	1220	1.20	1270	1.30	1320	1.45	1365	1.60	1410	1.70	1450	1.85	1495	2.00	1535	2.15
1900	1240	1.30	1290	1.40	1335	1.55	1380	1.65	1425	1.80	1465	1.95	1510	2.10	1550	2.25
2000	1265	1.40	1310	1.50	1355	1.65	1395	1.75	1440	1.90	1480	2.05	1525	2.20	1565	2.35

0.10 to 0.80 in. w.g.

4 Ton Standard Efficiency (Horizontal)

TCA048S

Air Volume (cfm)	External Static (in.w.g.)															
	0.10		0.20		0.30		0.40		0.50		0.60		0.70		0.80	
	RPM	BHP	RPM	BHP	RPM	BHP	RPM	BHP	RPM	BHP	RPM	BHP	RPM	BHP	RPM	BHP
	Field Furnished						Low Static - Drive Kit #2									
1200	590	0.15	655	0.20	715	0.25	780	0.35	840	0.40	900	0.50	960	0.55	1015	0.65
1300	630	0.20	685	0.25	745	0.30	805	0.35	860	0.45	920	0.50	975	0.60	1030	0.70
1400	675	0.25	725	0.30	775	0.35	830	0.40	885	0.50	940	0.55	990	0.65	1045	0.75
1500	715	0.30	760	0.35	810	0.40	860	0.50	910	0.55	960	0.60	1010	0.70	1060	0.80
1600	755	0.40	800	0.45	845	0.50	890	0.55	940	0.60	985	0.70	1035	0.80	1080	0.85
1700	800	0.45	840	0.50	880	0.55	925	0.60	970	0.70	1015	0.75	1060	0.85	1100	0.95
1800	840	0.55	880	0.60	920	0.65	960	0.70	1000	0.75	1040	0.85	1085	0.95	1125	1.00
1900	885	0.60	920	0.65	955	0.75	995	0.80	1030	0.85	1070	0.95	1110	1.00	1150	1.10
2000	925	0.70	960	0.75	995	0.85	1030	0.90	1065	0.95	1105	1.05	1140	1.10	1180	1.20

0.90 to 1.60 in. w.g.

4 Ton Standard Efficiency (Horizontal)

TCA048S

Air Volume (cfm)	External Static (in.w.g.)															
	0.90		1.0		1.10		1.20		1.30		1.40		1.50		1.60	
	RPM	BHP	RPM	BHP	RPM	BHP	RPM	BHP	RPM	BHP	RPM	BHP	RPM	BHP	RPM	BHP
	Drive Kit #2		High Static - Drive Kit #6													
1200	1065	0.75	1115	0.85	1165	0.95	1210	1.05	1255	1.20	1295	1.30	1335	1.40	1375	1.50
1300	1080	0.80	1130	0.90	1175	1.00	1220	1.10	1265	1.25	1305	1.35	1345	1.45	1385	1.60
1400	1095	0.85	1140	0.95	1190	1.05	1235	1.15	1275	1.30	1320	1.40	1360	1.50	1400	1.65
1500	1110	0.90	1155	1.00	1200	1.10	1245	1.20	1290	1.35	1330	1.45	1370	1.60	1410	1.70
1600	1125	0.95	1170	1.05	1215	1.15	1260	1.30	1300	1.40	1345	1.55	1385	1.65	1420	1.80
1700	1145	1.05	1190	1.15	1235	1.25	1275	1.35	1315	1.45	1355	1.60	1395	1.70	1435	1.85
1800	1170	1.10	1210	1.20	1250	1.30	1290	1.45	1335	1.55	1370	1.70	1410	1.80	1450	1.95
1900	1190	1.20	1230	1.30	1270	1.40	1310	1.55	1350	1.65	1390	1.80	1425	1.90	1465	2.05
2000	1220	1.30	1255	1.40	1295	1.50	1330	1.65	1370	1.75	1405	1.85	1445	2.00	1480	2.15

BELT DRIVE BLOWER PERFORMANCE

4 Ton Standard Efficiency (Downflow)

KCA048S

0.10 to 0.80 in. w.g.

Air Volume (cfm)	External Static (in.w.g.)															
	0.10		0.20		0.30		0.40		0.50		0.60		0.70		0.80	
	RPM	BHP	RPM	BHP	RPM	BHP	RPM	BHP	RPM	BHP	RPM	BHP	RPM	BHP	RPM	BHP
	Field Furnished				Low Static - Drive Kit A02											
1200	600	0.20	680	0.25	755	0.30	830	0.35	900	0.45	965	0.55	1025	0.65	1085	0.75
1300	640	0.20	710	0.25	780	0.35	850	0.40	915	0.50	980	0.60	1040	0.70	1100	0.80
1400	675	0.25	745	0.30	810	0.40	875	0.45	940	0.55	1000	0.65	1060	0.75	1115	0.85
1500	715	0.30	780	0.35	840	0.45	900	0.50	960	0.60	1020	0.70	1080	0.80	1135	0.90
1600	755	0.35	815	0.45	870	0.50	930	0.60	985	0.65	1045	0.75	1100	0.85	1150	0.95
1700	795	0.45	850	0.50	905	0.55	960	0.65	1015	0.75	1070	0.85	1120	0.95	1170	1.05
1800	835	0.50	885	0.60	940	0.65	990	0.75	1045	0.80	1095	0.90	1145	1.00	1195	1.15
1900	880	0.60	925	0.65	975	0.75	1025	0.80	1075	0.90	1120	1.00	1170	1.10	1220	1.20
2000	920	0.70	965	0.75	1010	0.85	1055	0.90	1105	1.00	1150	1.10	1195	1.20	1245	1.35

0.90 to 1.60 in. w.g.

4 Ton Standard Efficiency (Downflow)

KCA048S

Air Volume (cfm)	External Static (in.w.g.)															
	0.90		1.00		1.10		1.20		1.30		1.40		1.50		1.60	
	RPM	BHP	RPM	BHP	RPM	BHP	RPM	BHP	RPM	BHP	RPM	BHP	RPM	BHP	RPM	BHP
	High Static - A06												Field Furnished			
1200	1140	0.85	1195	0.95	1245	1.05	1295	1.20	1340	1.30	1385	1.40	1430	1.55	1470	1.65
1300	1155	0.90	1205	1.00	1260	1.10	1305	1.25	1350	1.35	1395	1.50	1440	1.60	1480	1.75
1400	1170	0.95	1220	1.05	1270	1.15	1320	1.30	1365	1.40	1410	1.55	1455	1.70	1495	1.80
1500	1185	1.00	1235	1.10	1285	1.25	1335	1.35	1380	1.50	1425	1.65	1465	1.75	1510	1.90
1600	1205	1.10	1255	1.20	1300	1.30	1350	1.45	1395	1.60	1435	1.70	1480	1.85	1520	2.00
1700	1220	1.15	1270	1.25	1320	1.40	1365	1.55	1410	1.65	1450	1.80	1495	1.95	1535	2.05
1800	1245	1.25	1290	1.35	1335	1.50	1380	1.60	1425	1.75	1465	1.90	1510	2.05	1550	2.15
1900	1265	1.35	1310	1.45	1355	1.60	1400	1.70	1440	1.85	1485	2.00	1525	2.15	1565	2.30
2000	1290	1.45	1330	1.55	1375	1.70	1420	1.80	1460	1.95	1500	2.10	1540	2.25	1580	2.40

0.10 to 0.80 in. w.g.

4 Ton Standard Efficiency (Horizontal)

KCA048S

Air Volume (cfm)	External Static (in.w.g.)															
	0.10		0.20		0.30		0.40		0.50		0.60		0.70		0.80	
	RPM	BHP	RPM	BHP	RPM	BHP	RPM	BHP	RPM	BHP	RPM	BHP	RPM	BHP	RPM	BHP
	Field Furnished				Low Static - Drive Kit A02											
1200	590	0.20	665	0.25	735	0.30	805	0.35	870	0.40	930	0.50	990	0.55	1050	0.65
1300	630	0.20	695	0.25	760	0.35	825	0.40	890	0.45	950	0.55	1010	0.65	1065	0.70
1400	670	0.25	730	0.30	790	0.40	850	0.45	910	0.50	970	0.60	1025	0.70	1080	0.75
1500	710	0.35	765	0.40	820	0.45	880	0.50	935	0.60	990	0.65	1045	0.75	1095	0.85
1600	750	0.40	800	0.45	855	0.50	910	0.60	960	0.65	1015	0.75	1065	0.80	1115	0.90
1700	790	0.45	840	0.50	890	0.60	940	0.65	990	0.75	1040	0.80	1090	0.90	1135	1.00
1800	830	0.55	875	0.60	925	0.65	970	0.75	1020	0.80	1065	0.90	1115	1.00	1160	1.10
1900	870	0.65	915	0.70	960	0.75	1005	0.85	1050	0.90	1095	1.00	1140	1.10	1185	1.20
2000	915	0.75	955	0.80	995	0.85	1040	0.95	1080	1.00	1125	1.10	1165	1.20	1210	1.30

0.90 to 1.60 in. w.g.

4 Ton Standard Efficiency (Horizontal)

KCA048S

Air Volume (cfm)	External Static (in.w.g.)															
	0.90		1.0		1.10		1.20		1.30		1.40		1.50		1.60	
	RPM	BHP	RPM	BHP	RPM	BHP	RPM	BHP	RPM	BHP	RPM	BHP	RPM	BHP	RPM	BHP
	Kit #2				High Static - A06											
1200	1105	0.75	1155	0.85	1205	0.95	1255	1.05	1300	1.15	1340	1.25	1385	1.35	1425	1.45
1300	1115	0.80	1165	0.90	1215	1.00	1265	1.10	1310	1.20	1355	1.30	1395	1.40	1435	1.55
1400	1130	0.85	1180	0.95	1230	1.05	1275	1.15	1320	1.25	1365	1.40	1405	1.50	1450	1.60
1500	1145	0.90	1195	1.00	1245	1.15	1290	1.25	1335	1.35	1375	1.45	1420	1.55	1460	1.70
1600	1165	1.00	1210	1.10	1260	1.20	1305	1.30	1345	1.40	1390	1.55	1430	1.65	1470	1.75
1700	1185	1.10	1230	1.20	1275	1.30	1320	1.40	1360	1.50	1405	1.60	1445	1.75	1485	1.85
1800	1205	1.15	1250	1.25	1295	1.40	1335	1.50	1380	1.60	1420	1.70	1460	1.85	1500	1.95
1900	1225	1.25	1270	1.35	1315	1.50	1355	1.60	1395	1.70	1435	1.80	1475	1.95	1515	2.10
2000	1250	1.40	1295	1.50	1335	1.60	1375	1.70	1415	1.80	1455	1.95	1490	2.05	1530	2.20

BELT DRIVE BLOWER PERFORMANCE

5 Ton Standard Efficiency (Down-Flow)

TCA060S

0.10 to 0.80 in. w.g.

Air Volume (cfm)	External Static (in.w.g.)															
	0.10		0.20		0.30		0.40		0.50		0.60		0.70		0.80	
	RPM	BHP	RPM	BHP	RPM	BHP	RPM	BHP	RPM	BHP	RPM	BHP	RPM	BHP	RPM	BHP
	Field Furnished				Low Static - Drive Kit #3											
1600	740	0.35	790	0.35	845	0.40	895	0.45	945	0.50	995	0.55	1040	0.65	1090	0.70
1700	780	0.40	830	0.45	880	0.50	925	0.55	975	0.60	1020	0.65	1065	0.70	1110	0.75
1800	820	0.45	865	0.50	915	0.55	960	0.60	1005	0.65	1050	0.70	1090	0.75	1135	0.85
1900	860	0.55	905	0.60	950	0.65	990	0.70	1035	0.75	1075	0.80	1120	0.85	1160	0.95
2000	905	0.60	945	0.65	985	0.70	1025	0.75	1065	0.85	1110	0.90	1150	0.95	1190	1.05
2100	945	0.70	985	0.75	1020	0.80	1060	0.85	1100	0.95	1140	1.00	1180	1.05	1215	1.10
2200	985	0.80	1025	0.85	1060	0.90	1100	1.00	1135	1.05	1170	1.10	1210	1.15	1245	1.25
2300	1025	0.90	1065	1.00	1100	1.05	1135	1.10	1170	1.15	1205	1.20	1240	1.30	1275	1.35
2400	1070	1.05	1105	1.10	1135	1.15	1170	1.20	1205	1.30	1240	1.35	1275	1.45	1310	1.50

0.90 to 1.60 in. w.g.

5 Ton Standard Efficiency (Down-Flow)

TCA060S

Air Volume (cfm)	External Static (in.w.g.)															
	0.90		1.0		1.10		1.20		1.30		1.40		1.50		1.60	
	RPM	BHP	RPM	BHP	RPM	BHP	RPM	BHP	RPM	BHP	RPM	BHP	RPM	BHP	RPM	BHP
	Low Static-Drive Kit #3				High Static - Drive Kit #7											
1600	1135	0.75	1180	0.85	1220	0.90	1265	0.95	1305	1.05	1345	1.15	1385	1.20	1425	1.30
1700	1155	0.85	1200	0.90	1240	0.95	1280	1.05	1320	1.10	1360	1.20	1400	1.30	1440	1.40
1800	1180	0.90	1220	1.00	1260	1.05	1300	1.10	1340	1.20	1380	1.30	1415	1.35	1455	1.45
1900	1200	1.00	1240	1.05	1280	1.15	1320	1.20	1360	1.30	1395	1.35	1435	1.45	1470	1.55
2000	1225	1.10	1265	1.15	1305	1.25	1340	1.30	1380	1.40	1415	1.45	1450	1.55	1485	1.65
2100	1255	1.20	1290	1.25	1330	1.35	1365	1.40	1400	1.50	1435	1.60	1470	1.65	1505	1.75
2200	1280	1.30	1320	1.40	1355	1.45	1390	1.55	1425	1.60	1460	1.70	1495	1.80	1525	1.85
2300	1310	1.45	1345	1.50	1380	1.60	1415	1.65	1450	1.75	1480	1.85	1515	1.90	1550	2.00
2400	1340	1.55	1375	1.65	1410	1.75	1440	1.80	1475	1.90	1505	1.95	1540	2.05	1570	2.15

0.10 to 0.80 in. w.g.

5 Ton Standard Efficiency (Horizontal)

TCA060S

Air Volume (cfm)	External Static (in.w.g.)															
	0.10		0.20		0.30		0.40		0.50		0.60		0.70		0.80	
	RPM	BHP	RPM	BHP	RPM	BHP	RPM	BHP	RPM	BHP	RPM	BHP	RPM	BHP	RPM	BHP
	Field Furnished				Low Static - Drive Kit #3											
1600	760	0.35	805	0.40	850	0.45	900	0.50	950	0.55	1000	0.65	1050	0.70	1100	0.80
1700	805	0.45	845	0.50	885	0.50	930	0.55	980	0.65	1025	0.70	1075	0.80	1120	0.85
1800	845	0.50	885	0.55	925	0.60	965	0.65	1010	0.70	1055	0.80	1100	0.85	1145	0.95
1900	890	0.60	925	0.65	965	0.70	1000	0.75	1040	0.80	1085	0.90	1125	0.95	1170	1.05
2000	935	0.70	965	0.75	1000	0.80	1040	0.85	1075	0.90	1115	0.95	1155	1.05	1195	1.15
2100	975	0.80	1010	0.85	1040	0.90	1075	0.95	1110	1.00	1145	1.05	1185	1.15	1225	1.25
2200	1020	0.90	1050	0.95	1080	1.00	1115	1.05	1145	1.15	1180	1.20	1215	1.25	1250	1.35
2300	1065	1.05	1095	1.10	1120	1.15	1155	1.20	1185	1.25	1215	1.30	1250	1.40	1285	1.50
2400	1110	1.20	1135	1.25	1165	1.30	1190	1.35	1220	1.40	1255	1.45	1285	1.55	1315	1.60

0.90 to 1.60 in. w.g.

5 Ton Standard Efficiency (Horizontal)

TCA060S

Air Volume (cfm)	External Static (in.w.g.)															
	0.90		1.0		1.10		1.20		1.30		1.40		1.50		1.60	
	RPM	BHP	RPM	BHP	RPM	BHP	RPM	BHP	RPM	BHP	RPM	BHP	RPM	BHP	RPM	BHP
	Low Static-Drive Kit #3				High Static - Drive Kit #7											
1600	1150	0.90	1195	1.00	1240	1.10	1285	1.20	1330	1.30	1370	1.40	1410	1.50	1445	1.60
1700	1170	0.95	1215	1.05	1260	1.15	1300	1.25	1345	1.35	1385	1.50	1425	1.60	1460	1.70
1800	1190	1.05	1230	1.15	1275	1.25	1320	1.35	1360	1.45	1400	1.55	1440	1.65	1475	1.80
1900	1210	1.10	1255	1.20	1295	1.30	1335	1.40	1375	1.55	1415	1.65	1455	1.75	1495	1.90
2000	1235	1.20	1275	1.30	1315	1.40	1355	1.50	1395	1.60	1435	1.75	1470	1.85	1510	2.00
2100	1260	1.30	1300	1.40	1340	1.50	1375	1.60	1415	1.75	1450	1.85	1490	1.95	1525	2.10
2200	1290	1.45	1325	1.55	1360	1.60	1400	1.75	1435	1.85	1470	1.95	1510	2.10	1545	2.20
2300	1320	1.55	1355	1.65	1390	1.75	1425	1.85	1460	1.95	1495	2.10	1530	2.20	1565	2.30
2400	1350	1.70	1380	1.80	1415	1.90	1450	2.00	1485	2.10	1515	2.20	1550	2.35	1585	2.45

BELT DRIVE BLOWER PERFORMANCE

5 Ton Standard Efficiency (Downflow)

KCA060S

0.10 to 0.80 in. w.g.

Air Volume (cfm)	External Static (in.w.g.)															
	0.10		0.20		0.30		0.40		0.50		0.60		0.70		0.80	
	RPM	BHP	RPM	BHP	RPM	BHP	RPM	BHP	RPM	BHP	RPM	BHP	RPM	BHP	RPM	BHP
	Field Furnished				Low Static - Drive Kit A03											
1600	765	0.35	820	0.40	870	0.45	925	0.55	975	0.60	1025	0.65	1075	0.70	1120	0.80
1700	805	0.45	855	0.50	905	0.55	955	0.60	1005	0.65	1055	0.75	1100	0.80	1145	0.85
1800	850	0.50	895	0.55	945	0.60	990	0.70	1035	0.75	1080	0.80	1125	0.90	1170	0.95
1900	890	0.60	935	0.65	980	0.70	1025	0.75	1070	0.85	1115	0.90	1155	1.00	1200	1.05
2000	935	0.70	975	0.75	1020	0.80	1060	0.85	1100	0.95	1145	1.00	1185	1.10	1225	1.15
2100	975	0.80	1015	0.85	1055	0.90	1095	0.95	1135	1.05	1175	1.10	1215	1.20	1255	1.25
2200	1020	0.90	1055	0.95	1095	1.00	1135	1.10	1170	1.15	1210	1.25	1250	1.30	1285	1.40
2300	1060	1.00	1095	1.10	1135	1.15	1170	1.20	1210	1.30	1245	1.35	1280	1.45	1320	1.55
2400	1105	1.15	1140	1.20	1175	1.30	1210	1.35	1245	1.45	1280	1.50	1315	1.60	1350	1.70

0.90 to 1.60 in. w.g.

5 Ton Standard Efficiency (Downflow)

KCA060S

Air Volume (cfm)	External Static (in.w.g.)															
	0.90		1.00		1.10		1.20		1.30		1.40		1.50		1.60	
	RPM	BHP	RPM	BHP	RPM	BHP	RPM	BHP	RPM	BHP	RPM	BHP	RPM	BHP	RPM	BHP
	Low Static - A03				High Static - A07											
1600	1165	0.85	1210	0.95	1255	1.05	1295	1.10	1335	1.20	1375	1.30	1415	1.35	1450	1.45
1700	1190	0.95	1235	1.05	1275	1.10	1315	1.20	1355	1.30	1395	1.35	1430	1.45	1470	1.55
1800	1215	1.05	1255	1.10	1295	1.20	1335	1.30	1375	1.40	1415	1.45	1450	1.55	1485	1.65
1900	1240	1.15	1280	1.20	1320	1.30	1360	1.40	1395	1.50	1435	1.60	1470	1.65	1505	1.75
2000	1265	1.25	1305	1.30	1345	1.40	1380	1.50	1420	1.60	1455	1.70	1490	1.80	1525	1.90
2100	1295	1.35	1335	1.45	1370	1.55	1405	1.60	1445	1.70	1480	1.80	1515	1.90	1550	2.00
2200	1325	1.50	1360	1.55	1395	1.65	1435	1.75	1470	1.85	1505	1.95	1535	2.05	1570	2.15
2300	1355	1.60	1390	1.70	1425	1.80	1460	1.90	1495	2.00	1530	2.10	1560	2.20	1595	2.30
2400	1385	1.75	1420	1.85	1455	1.95	1490	2.05	1520	2.15	1555	2.25	1585	2.35	1620	2.45

0.10 to 0.80 in. w.g.

5 Ton Standard Efficiency (Horizontal)

KCA060S

Air Volume (cfm)	External Static (in.w.g.)															
	0.10		0.20		0.30		0.40		0.50		0.60		0.70		0.80	
	RPM	BHP	RPM	BHP	RPM	BHP	RPM	BHP	RPM	BHP	RPM	BHP	RPM	BHP	RPM	BHP
	Field Furnished				Low Static - Drive Kit A03											
1600	750	0.35	805	0.40	865	0.50	925	0.55	980	0.65	1040	0.75	1095	0.85	1150	0.95
1700	790	0.45	845	0.50	900	0.55	955	0.65	1010	0.75	1065	0.80	1115	0.90	1170	1.05
1800	830	0.50	880	0.55	930	0.65	985	0.70	1035	0.80	1090	0.90	1140	1.00	1190	1.10
1900	870	0.60	920	0.65	965	0.75	1015	0.80	1065	0.90	1115	1.00	1165	1.10	1210	1.20
2000	910	0.70	955	0.75	1005	0.85	1050	0.90	1095	1.00	1145	1.10	1190	1.20	1235	1.30
2100	955	0.80	995	0.85	1040	0.95	1085	1.00	1130	1.10	1175	1.20	1220	1.30	1260	1.40
2200	995	0.90	1035	0.95	1075	1.05	1120	1.15	1160	1.20	1205	1.30	1245	1.40	1290	1.55
2300	1035	1.00	1075	1.10	1115	1.15	1155	1.25	1195	1.35	1235	1.45	1275	1.55	1320	1.65
2400	1080	1.15	1115	1.25	1155	1.30	1190	1.40	1230	1.50	1270	1.60	1310	1.70	1345	1.80

0.90 to 1.60 in. w.g.

5 Ton Standard Efficiency (Horizontal)

KCA060S

Air Volume (cfm)	External Static (in.w.g.)															
	0.90		1.00		1.10		1.20		1.30		1.40		1.50		1.60	
	RPM	BHP	RPM	BHP	RPM	BHP	RPM	BHP	RPM	BHP	RPM	BHP	RPM	BHP	RPM	BHP
	Drive Kit #3				High Static - A07											
1600	1200	1.05	1250	1.20	1300	1.30	1350	1.45	1395	1.55	1440	1.70	1485	1.85	1525	2.00
1700	1220	1.15	1270	1.25	1315	1.40	1365	1.50	1410	1.65	1455	1.80	1495	1.90	1540	2.10
1800	1240	1.20	1285	1.35	1335	1.45	1380	1.60	1425	1.75	1470	1.90	1510	2.00	1550	2.15
1900	1260	1.30	1305	1.45	1350	1.55	1395	1.70	1440	1.85	1485	1.95	1525	2.10	1565	2.25
2000	1280	1.40	1325	1.55	1370	1.65	1415	1.80	1455	1.90	1500	2.05	1540	2.20	1580	2.35
2100	1305	1.50	1350	1.65	1390	1.75	1435	1.90	1475	2.05	1515	2.20	1555	2.30	1595	2.50
2200	1330	1.65	1375	1.75	1415	1.90	1455	2.00	1495	2.15	1535	2.30	1575	2.45	1615	2.60
2300	1360	1.80	1400	1.90	1440	2.05	1480	2.15	1515	2.30	1555	2.45	1595	2.60	1630	2.75
2400	1385	1.90	1425	2.05	1465	2.20	1500	2.30	1540	2.45	1580	2.60	1615	2.75	1650	2.90

BELT DRIVE BLOWER PERFORMANCE

0.10 to 0.80 in. w.g.

6 Ton Standard Efficiency (Down-Flow)

TCA072S

Air Volume (cfm)	External Static (in.w.g.)															
	0.10		0.20		0.30		0.40		0.50		0.60		0.70		0.80	
	RPM	BHP	RPM	BHP	RPM	BHP	RPM	BHP	RPM	BHP	RPM	BHP	RPM	BHP	RPM	BHP
	Field Furnished										Low Static - Drive Kit #4					
1900	760	0.45	810	0.50	860	0.55	905	0.60	955	0.70	1000	0.75	1050	0.85	1095	0.90
2000	795	0.50	845	0.60	890	0.65	935	0.70	980	0.75	1025	0.85	1070	0.90	1115	1.00
2100	835	0.60	875	0.65	920	0.70	965	0.80	1005	0.85	1050	0.90	1095	1.00	1135	1.10
2200	870	0.70	910	0.75	950	0.80	995	0.90	1035	0.95	1075	1.00	1115	1.10	1160	1.20
2300	905	0.80	945	0.85	985	0.90	1025	0.95	1065	1.05	1105	1.10	1145	1.20	1180	1.30
2400	940	0.90	980	0.95	1015	1.00	1055	1.10	1090	1.15	1130	1.25	1170	1.30	1205	1.40
2500	975	1.00	1010	1.05	1050	1.10	1085	1.20	1120	1.25	1160	1.35	1195	1.45	1230	1.50
2600	1010	1.10	1045	1.15	1080	1.25	1115	1.30	1155	1.40	1190	1.50	1225	1.55	1260	1.65
2700	1050	1.25	1080	1.30	1115	1.35	1150	1.45	1185	1.55	1220	1.60	1250	1.70	1285	1.80
2800	1085	1.35	1115	1.45	1150	1.50	1180	1.60	1215	1.65	1250	1.75	1280	1.85	1315	1.95
2900	1120	1.50	1155	1.60	1185	1.65	1215	1.75	1245	1.80	1280	1.90	1310	2.00	1340	2.10

0.90 to 1.60 in. w.g.

6 Ton Standard Efficiency (Down-Flow)

TCA072S

Air Volume (cfm)	External Static (in.w.g.)															
	0.90		1.0		1.10		1.20		1.30		1.40		1.50		1.60	
	RPM	BHP	RPM	BHP	RPM	BHP	RPM	BHP	RPM	BHP	RPM	BHP	RPM	BHP	RPM	BHP
	Low Static - Drive Kit #4				High Static - Drive Kit #8											
1900	1140	1.00	1180	1.10	1225	1.20	1265	1.25	1305	1.35	1345	1.45	1385	1.55	1420	1.65
2000	1155	1.10	1200	1.15	1240	1.25	1280	1.35	1320	1.45	1360	1.55	1395	1.65	1435	1.75
2100	1175	1.15	1220	1.25	1260	1.35	1300	1.45	1335	1.55	1375	1.65	1410	1.75	1450	1.85
2200	1200	1.25	1240	1.35	1275	1.45	1315	1.55	1355	1.65	1390	1.75	1425	1.85	1460	1.95
2300	1220	1.35	1260	1.45	1295	1.55	1335	1.65	1370	1.75	1405	1.85	1445	2.00	1480	2.10
2400	1245	1.50	1280	1.55	1320	1.70	1355	1.80	1390	1.90	1425	2.00	1460	2.10	1495	2.20
2500	1270	1.60	1305	1.70	1340	1.80	1375	1.90	1410	2.00	1445	2.10	1480	2.20	1510	2.30
2600	1295	1.75	1330	1.85	1365	1.95	1395	2.05	1430	2.15	1465	2.25	1495	2.35	1530	2.45
2700	1320	1.90	1355	2.00	1385	2.05	1420	2.20	1455	2.30	1485	2.40	1520	2.50	1550	2.60
2800	1345	2.00	1380	2.15	1410	2.20	1445	2.35	1475	2.45	1505	2.55	1540	2.65	1570	2.80
2900	1375	2.20	1405	2.30	1435	2.40	1470	2.50	1500	2.60	1530	2.70	1560	2.85	1590	2.95

BELT DRIVE BLOWER PERFORMANCE

0.10 to 0.80 in. w.g.

6 Ton Standard Efficiency (Horizontal)

TCA072S

Air Volume (cfm)	External Static (in.w.g.)															
	0.10		0.20		0.30		0.40		0.50		0.60		0.70		0.80	
	RPM	BHP	RPM	BHP	RPM	BHP	RPM	BHP	RPM	BHP	RPM	BHP	RPM	BHP	RPM	BHP
	Field Furnished				Low Static - Drive Kit #4											
1900	890	0.55	940	0.60	990	0.70	1035	0.75	1080	0.80	1125	0.90	1165	0.95	1205	1.00
2000	930	0.65	980	0.70	1025	0.80	1070	0.85	1115	0.90	1155	1.00	1195	1.05	1235	1.10
2100	975	0.75	1020	0.80	1065	0.90	1110	0.95	1150	1.00	1190	1.10	1230	1.15	1265	1.25
2200	1015	0.85	1060	0.90	1105	1.00	1145	1.05	1185	1.15	1225	1.20	1260	1.30	1300	1.35
2300	1060	0.95	1100	1.05	1140	1.10	1180	1.20	1220	1.25	1260	1.35	1295	1.40	1330	1.50
2400	1100	1.10	1140	1.15	1180	1.25	1220	1.30	1260	1.40	1295	1.50	1330	1.55	1365	1.65
2500	1140	1.20	1180	1.30	1220	1.40	1260	1.45	1295	1.55	1330	1.65	1365	1.70	1400	1.80
2600	1185	1.35	1225	1.45	1260	1.55	1295	1.60	1335	1.70	1365	1.80	1400	1.90	1435	1.95
2700	1225	1.50	1265	1.60	1300	1.70	1335	1.80	1370	1.90	1405	1.95	1435	2.05	1470	2.15
2800	1270	1.70	1305	1.80	1340	1.85	1375	1.95	1410	2.05	1440	2.15	1475	2.25	1505	2.35
2900	1315	1.90	1350	1.95	1380	2.05	1415	2.15	1450	2.25	1480	2.35	1510	2.45	1540	2.55

0.90 to 1.60 in. w.g.

6 Ton Standard Efficiency (Horizontal)

TCA072S

Air Volume (cfm)	External Static (in.w.g.)															
	0.90		1.0		1.10		1.20		1.30		1.40		1.50		1.60	
	RPM	BHP	RPM	BHP	RPM	BHP	RPM	BHP	RPM	BHP	RPM	BHP	RPM	BHP	RPM	BHP
	High Static - Drive Kit #8															
1900	1245	1.10	1285	1.15	1320	1.20	1355	1.30	1395	1.35	1430	1.45	1465	1.55	1495	1.60
2000	1275	1.20	1310	1.25	1345	1.35	1385	1.40	1420	1.50	1455	1.55	1485	1.65	1520	1.70
2100	1305	1.30	1340	1.40	1375	1.45	1410	1.55	1445	1.60	1480	1.70	1510	1.75	1545	1.85
2200	1335	1.45	1370	1.50	1405	1.60	1440	1.65	1470	1.75	1505	1.85	1535	1.90	1570	2.00
2300	1365	1.55	1400	1.65	1435	1.75	1470	1.80	1500	1.90	1530	1.95	1565	2.05	1595	2.15
2400	1400	1.70	1435	1.80	1465	1.90	1500	1.95	1530	2.05	1560	2.15	1590	2.20	1620	2.30
2500	1435	1.90	1465	1.95	1495	2.05	1530	2.15	1560	2.20	1590	2.30	1620	2.40	1650	2.50
2600	1465	2.05	1500	2.15	1530	2.25	1560	2.30	1590	2.40	1620	2.50	1650	2.60	1680	2.70
2700	1500	2.25	1530	2.30	1565	2.40	1595	2.50	1620	2.60	1650	2.70	1680	2.80	1710	2.90
2800	1535	2.45	1565	2.50	1595	2.60	1625	2.70	1655	2.80	1685	2.90	1710	3.00	1740	3.10
2900	1570	2.65	1600	2.75	1630	2.85	1660	2.95	1685	3.00	1715	3.10	1745	3.25	1770	3.30

BELT DRIVE BLOWER PERFORMANCE

0.10 to 0.80 in. w.g.

6 Ton Standard Efficiency (Downflow)

KCA072S

Air Volume (cfm)	External Static (in.w.g.)															
	0.10		0.20		0.30		0.40		0.50		0.60		0.70		0.80	
	RPM	BHP	RPM	BHP	RPM	BHP	RPM	BHP	RPM	BHP	RPM	BHP	RPM	BHP	RPM	BHP
	Field Furnished						Low Static - Drive Kit A04									
1900	855	0.48	901	0.53	947	0.57	998	0.63	1043	0.67	1089	0.72	1134	0.77	1174	0.82
2000	892	0.58	938	0.58	984	0.63	1030	0.67	1076	0.78	1121	0.82	1161	0.88	1201	0.93
2100	935	0.64	981	0.68	1021	0.73	1067	0.78	1107	0.83	1152	0.87	1192	0.98	1232	1.03
2200	976	0.73	1017	0.78	1064	0.84	1104	0.89	1145	0.93	1185	0.98	1224	1.08	1258	1.13
2300	1019	0.83	1060	0.88	1101	0.94	1141	0.98	1176	1.03	1216	1.08	1255	1.19	1290	1.24
2400	1062	0.94	1102	0.99	1137	1.04	1178	1.09	1213	1.14	1252	1.24	1286	1.29	1321	1.34
2500	1104	1.04	1139	1.09	1180	1.14	1215	1.19	1249	1.29	1284	1.34	1318	1.39	1352	1.50
2600	1146	1.15	1182	1.24	1216	1.30	1251	1.34	1286	1.40	1320	1.50	1353	1.56	1383	1.61
2700	1189	1.30	1224	1.35	1258	1.40	1288	1.50	1322	1.55	1356	1.60	1384	1.71	1418	1.76
2800	1231	1.46	1265	1.51	1295	1.56	1329	1.66	1357	1.72	1392	1.76	1420	1.87	1450	1.91
2900	1273	1.61	1307	1.66	1335	1.72	1365	1.81	1393	1.87	1427	1.97	1456	2.02	1485	2.07

0.90 to 1.60 in. w.g.

6 Ton Standard Efficiency (Downflow)

KCA072S

Air Volume (cfm)	External Static (in.w.g.)															
	0.90		1.00		1.10		1.20		1.30		1.40		1.50		1.60	
	RPM	BHP	RPM	BHP	RPM	BHP	RPM	BHP	RPM	BHP	RPM	BHP	RPM	BHP	RPM	BHP
	Low Static - Drive Kit A04								High Static - A08							
1900	1219	0.92	1258	0.97	1297	1.02	1336	1.07	1372	1.17	1413	1.23	1448	1.28	1484	1.38
2000	1245	0.97	1284	1.07	1319	1.13	1358	1.17	1393	1.22	1429	1.33	1470	1.38	1505	1.48
2100	1271	1.07	1306	1.13	1345	1.23	1380	1.28	1420	1.38	1456	1.43	1492	1.48	1522	1.59
2200	1298	1.18	1331	1.23	1371	1.33	1406	1.38	1441	1.49	1477	1.53	1513	1.63	1548	1.68
2300	1329	1.29	1362	1.38	1397	1.44	1433	1.48	1468	1.59	1504	1.63	1535	1.73	1570	1.79
2400	1354	1.39	1389	1.49	1424	1.54	1458	1.64	1494	1.69	1525	1.79	1561	1.84	1591	1.94
2500	1386	1.55	1420	1.60	1455	1.70	1485	1.74	1521	1.84	1552	1.89	1587	1.99	1618	2.09
2600	1417	1.70	1451	1.75	1481	1.84	1517	1.89	1547	1.99	1578	2.05	1614	2.14	1645	2.24
2700	1447	1.85	1482	1.90	1512	1.99	1543	2.04	1578	2.14	1610	2.19	1640	2.29	1670	2.39
2800	1484	2.01	1513	2.06	1543	2.15	1574	2.20	1604	2.29	1635	2.40	1666	2.45	1697	2.54
2900	1515	2.16	1544	2.21	1575	2.30	1605	2.39	1636	2.44	1667	2.55	1693	2.64	1723	2.69

BELT DRIVE BLOWER PERFORMANCE

0.10 to 0.80 in. w.g.

6 Ton Standard Efficiency (Horizontal)

KCA072S

Air Volume (cfm)	External Static (in.w.g.)															
	0.10		0.20		0.30		0.40		0.50		0.60		0.70		0.80	
	RPM	BHP	RPM	BHP	RPM	BHP	RPM	BHP	RPM	BHP	RPM	BHP	RPM	BHP	RPM	BHP
	Field Furnished						Low Static - Drive Kit A04									
1900	810	0.48	866	0.58	922	0.62	978	0.73	1028	0.77	1079	0.87	1129	0.92	1179	1.02
2000	852	0.58	903	0.63	954	0.73	1005	0.77	1056	0.88	1106	0.92	1156	1.03	1201	1.13
2100	890	0.69	941	0.73	991	0.78	1037	0.88	1087	0.93	1132	1.02	1182	1.13	1227	1.23
2200	926	0.73	977	0.83	1024	0.89	1069	0.99	1120	1.03	1165	1.13	1209	1.23	1248	1.33
2300	969	0.83	1015	0.93	1061	0.99	1106	1.08	1146	1.13	1191	1.23	1235	1.34	1275	1.44
2400	1007	0.94	1052	1.04	1092	1.09	1138	1.19	1178	1.29	1222	1.34	1261	1.44	1301	1.54
2500	1049	1.09	1089	1.14	1130	1.24	1170	1.29	1209	1.39	1254	1.49	1293	1.59	1332	1.70
2600	1086	1.20	1127	1.29	1166	1.35	1206	1.44	1246	1.55	1285	1.65	1318	1.71	1358	1.86
2700	1129	1.35	1164	1.40	1203	1.50	1243	1.60	1277	1.65	1316	1.75	1349	1.86	1388	2.01
2800	1166	1.51	1205	1.56	1240	1.66	1274	1.76	1312	1.87	1347	1.91	1380	2.02	1415	2.11
2900	1208	1.66	1242	1.71	1275	1.82	1310	1.91	1343	2.02	1377	2.12	1411	2.22	1445	2.32

0.90 to 1.60 in. w.g.

6 Ton Standard Efficiency (Horizontal)

KCA072S

Air Volume (cfm)	External Static (in.w.g.)															
	0.90		1.00		1.10		1.20		1.30		1.40		1.50		1.60	
	RPM	BHP	RPM	BHP	RPM	BHP	RPM	BHP	RPM	BHP	RPM	BHP	RPM	BHP	RPM	BHP
	Low Static - Drive Kit A04						High Static - A08									
1900	1224	1.12	1268	1.22	1312	1.32	1356	1.47	1397	1.57	1438	1.68	1478	1.78	1519	1.93
2000	1245	1.22	1289	1.32	1334	1.43	1373	1.52	1418	1.67	1459	1.78	1495	1.88	1535	2.03
2100	1271	1.32	1311	1.43	1355	1.53	1395	1.63	1435	1.78	1476	1.88	1517	2.03	1552	2.14
2200	1293	1.43	1331	1.53	1376	1.63	1416	1.78	1456	1.89	1497	1.98	1533	2.13	1573	2.23
2300	1319	1.54	1357	1.63	1397	1.74	1438	1.88	1478	1.99	1514	2.08	1555	2.23	1590	2.39
2400	1344	1.69	1379	1.79	1419	1.89	1458	1.99	1499	2.14	1535	2.24	1571	2.34	1611	2.49
2500	1371	1.80	1405	1.90	1445	2.05	1480	2.14	1521	2.24	1557	2.39	1592	2.49	1628	2.64
2600	1397	1.95	1431	2.05	1471	2.14	1507	2.29	1542	2.39	1578	2.55	1614	2.64	1650	2.79
2700	1422	2.10	1457	2.20	1497	2.29	1533	2.44	1568	2.54	1605	2.69	1640	2.79	1670	2.94
2800	1454	2.26	1488	2.36	1523	2.50	1559	2.60	1594	2.74	1625	2.85	1661	3.00	1697	3.09
2900	1480	2.41	1514	2.51	1550	2.65	1585	2.74	1616	2.89	1652	3.00	1688	3.14	1718	3.29

Note - **BOLD** - to operate in this range, 3 hp blower motor is required.

BELT DRIVE BLOWER PERFORMANCE

0.10 to 1.00 in. w.g.

7.5 Ton Standard Efficiency (Downflow)

KCA090S

Air Volume (cfm)	External Static (in.w.g.)																			
	0.10		0.20		0.30		0.40		0.50		0.60		0.70		0.80		0.90		1.00	
	RPM	BHP	RPM	BHP	RPM	BHP	RPM	BHP	RPM	BHP	RPM	BHP	RPM	BHP	RPM	BHP	RPM	BHP	RPM	BHP
	Ex-Low Static - Drive Kit AA01															Low Static - AA02				
2400	553	0.65	585	0.71	617	0.78	649	0.85	680	0.91	711	0.98	740	1.04	769	1.10	796	1.15	821	1.21
2500	570	0.71	602	0.78	633	0.84	665	0.91	695	0.97	725	1.04	753	1.10	781	1.16	807	1.22	832	1.27
2600	588	0.77	619	0.84	650	0.91	680	0.97	710	1.04	739	1.10	767	1.16	793	1.22	818	1.28	842	1.33
2700	607	0.84	637	0.91	667	0.97	697	1.04	726	1.11	753	1.17	780	1.23	806	1.29	830	1.35	854	1.40
2800	626	0.91	655	0.97	684	1.04	713	1.11	741	1.18	768	1.24	794	1.30	819	1.36	842	1.42	866	1.47
2900	646	0.98	674	1.05	702	1.11	730	1.18	757	1.25	783	1.32	808	1.38	832	1.44	855	1.49	878	1.54
3000	666	1.06	693	1.12	721	1.19	747	1.26	774	1.33	799	1.40	823	1.46	846	1.52	868	1.57	891	1.62
3100	686	1.14	713	1.21	739	1.28	765	1.35	790	1.41	814	1.48	838	1.55	860	1.61	882	1.66	904	1.70
3200	707	1.22	732	1.29	758	1.36	783	1.43	807	1.50	830	1.57	853	1.64	874	1.70	896	1.75	918	1.79
3300	727	1.31	752	1.38	776	1.46	800	1.53	823	1.60	846	1.67	868	1.73	889	1.79	911	1.84	932	1.89
3400	747	1.41	771	1.48	794	1.55	817	1.63	840	1.70	862	1.77	883	1.83	904	1.89	925	1.94	947	1.98
3500	767	1.51	790	1.58	812	1.66	835	1.73	856	1.80	878	1.87	899	1.93	920	1.99	940	2.04	961	2.08
3600	786	1.61	808	1.69	830	1.77	852	1.84	873	1.91	894	1.98	915	2.04	935	2.09	955	2.14	975	2.19

0.90 to 2.00 in. w.g.

7.5 Ton Standard Efficiency (Downflow)

KCA090S

Air Volume (cfm)	External Static (in.w.g.)																			
	1.10		1.20		1.30		1.40		1.50		1.60		1.70		1.80		1.90		2.00	
	RPM	BHP	RPM	BHP	RPM	BHP	RPM	BHP	RPM	BHP	RPM	BHP	RPM	BHP	RPM	BHP	RPM	BHP	RPM	BHP
	Low Static - AA02				Medium Static - Drive Kit AA03															
2400	846	1.25	870	1.29	895	1.33	920	1.37	947	1.41	972	1.45	996	1.50	1018	1.55	1039	1.61	1059	1.67
2500	856	1.31	880	1.35	905	1.39	930	1.43	956	1.47	980	1.52	1003	1.57	1024	1.63	1044	1.69	1064	1.76
2600	866	1.38	891	1.42	915	1.46	940	1.50	965	1.54	988	1.59	1010	1.65	1031	1.71	1050	1.78	1069	1.84
2700	878	1.44	902	1.48	926	1.52	950	1.57	974	1.61	997	1.67	1018	1.73	1037	1.80	1056	1.87	1075	1.93
2800	889	1.51	913	1.55	937	1.59	961	1.64	984	1.69	1006	1.75	1026	1.82	1044	1.89	1063	1.96	1081	2.03
2900	902	1.58	925	1.63	949	1.67	972	1.72	994	1.78	1015	1.84	1034	1.91	1052	1.99	1069	2.06	1087	2.13
3000	914	1.66	938	1.71	961	1.75	983	1.81	1004	1.87	1024	1.94	1042	2.01	1059	2.09	1076	2.16	1093	2.23
3100	927	1.75	950	1.79	972	1.84	994	1.90	1014	1.96	1033	2.04	1050	2.11	1067	2.19	1083	2.27	1100	2.34
3200	941	1.84	963	1.88	984	1.94	1005	2.00	1024	2.07	1042	2.14	1059	2.23	1075	2.31	1091	2.39	1107	2.46
3300	954	1.93	976	1.98	996	2.04	1016	2.10	1035	2.18	1052	2.26	1067	2.35	1083	2.43	1098	2.51	1114	2.59
3400	968	2.03	989	2.08	1008	2.14	1027	2.22	1045	2.30	1061	2.38	1076	2.47	1091	2.57	1106	2.65	1121	2.73
3500	982	2.13	1001	2.19	1020	2.26	1038	2.33	1054	2.42	1070	2.51	1084	2.61	1099	2.71	1113	2.79	1128	2.87
3600	995	2.24	1014	2.30	1031	2.38	1048	2.46	1064	2.55	1079	2.65	1093	2.76	1107	2.86	1121	2.95	1136	3.03
	Hi Static - Drive Kit AA04																			

BELT DRIVE BLOWER PERFORMANCE

0.10 to 1.00 in. w.g.

7.5 Ton Standard Efficiency (Horizontal)

KCA090S

Air Volume (cfm)	External Static (in.w.g.)																			
	0.10		0.20		0.30		0.40		0.50		0.60		0.70		0.80		0.90		1.00	
	RPM	BHP	RPM	BHP	RPM	BHP	RPM	BHP	RPM	BHP	RPM	BHP	RPM	BHP	RPM	BHP	RPM	BHP	RPM	BHP
	Ex-Low Static - Drive Kit AA01														Low Static - Drive Kit AA02					
2400	596	0.79	626	0.82	657	0.85	688	0.89	718	0.92	749	0.96	778	1.01	806	1.06	833	1.11	858	1.16
2500	616	0.85	645	0.88	676	0.91	706	0.95	736	0.99	765	1.03	794	1.08	821	1.13	847	1.18	871	1.23
2600	636	0.91	665	0.94	695	0.98	724	1.02	754	1.06	782	1.10	809	1.15	836	1.20	861	1.25	885	1.30
2700	657	0.97	685	1.01	714	1.04	743	1.08	771	1.13	799	1.17	826	1.22	851	1.27	875	1.32	899	1.37
2800	677	1.03	706	1.07	734	1.11	762	1.16	790	1.20	816	1.25	842	1.30	867	1.35	890	1.40	913	1.45
2900	698	1.10	726	1.14	754	1.19	781	1.23	808	1.28	834	1.33	859	1.38	883	1.43	906	1.48	928	1.54
3000	720	1.17	747	1.22	774	1.26	801	1.31	826	1.36	851	1.41	876	1.46	899	1.52	921	1.57	943	1.63
3100	741	1.25	768	1.3	794	1.35	820	1.40	845	1.45	869	1.50	893	1.56	915	1.61	937	1.67	959	1.73
3200	763	1.34	789	1.39	815	1.44	840	1.49	864	1.54	888	1.60	910	1.66	932	1.72	954	1.78	975	1.84
3300	785	1.43	811	1.48	836	1.53	860	1.59	883	1.65	906	1.71	928	1.77	950	1.83	970	1.90	991	1.96
3400	807	1.53	832	1.58	856	1.64	880	1.70	903	1.76	925	1.82	946	1.88	967	1.95	987	2.02	1007	2.09
3500	830	1.63	854	1.69	877	1.75	900	1.81	922	1.88	944	1.94	964	2.01	985	2.08	1004	2.15	1024	2.23
3600	852	1.74	876	1.81	898	1.87	921	1.94	942	2.01	963	2.07	983	2.15	1002	2.22	1022	2.29	1041	2.37
	Medium Static - Drive Kit AA03																			

0.90 to 2.00 in. w.g.

7.5 Ton Standard Efficiency (Horizontal)

KCA090S

Air Volume (cfm)	External Static (in.w.g.)																			
	1.10		1.20		1.30		1.40		1.50		1.60		1.70		1.80		1.90		2.00	
	RPM	BHP	RPM	BHP	RPM	BHP	RPM	BHP	RPM	BHP	RPM	BHP	RPM	BHP	RPM	BHP	RPM	BHP	RPM	BHP
	Medium Static - Drive Kit AA03																			
2400	883	1.21	907	1.25	931	1.30	955	1.35	979	1.40	1003	1.45	1027	1.51	1050	1.57	1072	1.63	1094	1.69
2500	895	1.28	919	1.32	942	1.37	966	1.42	990	1.48	1013	1.53	1036	1.59	1059	1.65	1081	1.71	1102	1.78
2600	908	1.35	931	1.40	955	1.45	978	1.50	1001	1.56	1024	1.62	1046	1.68	1068	1.74	1089	1.80	1110	1.87
2700	922	1.43	945	1.48	967	1.53	990	1.59	1013	1.65	1035	1.71	1056	1.77	1078	1.84	1099	1.90	1119	1.96
2800	936	1.51	958	1.56	980	1.62	1003	1.68	1025	1.74	1046	1.80	1067	1.87	1088	1.93	1109	2.00	1129	2.06
2900	950	1.60	972	1.66	994	1.72	1016	1.78	1037	1.84	1058	1.91	1079	1.97	1099	2.04	1119	2.11	1139	2.17
3000	965	1.69	986	1.76	1008	1.82	1029	1.88	1050	1.95	1070	2.02	1091	2.08	1110	2.15	1130	2.22	1149	2.28
3100	980	1.80	1001	1.86	1022	1.93	1043	2.00	1063	2.07	1083	2.13	1103	2.2	1122	2.27	1141	2.33	1160	2.40
3200	995	1.91	1016	1.98	1036	2.05	1057	2.12	1077	2.19	1096	2.26	1116	2.33	1134	2.39	1153	2.46	1171	2.52
3300	1011	2.03	1031	2.11	1051	2.18	1071	2.25	1091	2.32	1110	2.39	1129	2.45	1147	2.52	1165	2.59	1183	2.65
3400	1027	2.16	1047	2.24	1067	2.31	1086	2.38	1105	2.45	1124	2.52	1142	2.59	1160	2.66	1178	2.72	1196	2.78
3500	1043	2.30	1063	2.38	1082	2.45	1101	2.52	1120	2.59	1138	2.66	1156	2.73	1174	2.8	1191	2.86	1208	2.92
3600	1060	2.45	1079	2.52	1098	2.6	1117	2.67	1135	2.74	1153	2.81	1170	2.87	1188	2.94	1205	3.00	1222	3.06
	High Static - Drive Kit AA04																			

DIRECT DRIVE BLOWER PERFORMANCE

External Static Pressure (in. w.g.)	Air Volume (cfm) at Various Blower Speeds					
	208 VOLTS			230 VOLTS		
	High	Medium	Low	High	Medium	Low
2 and 2.5 Ton Standard Efficiency (Down-Flow)				THA/KHA024S and THA/KHA030S		
0.0	1230	975	845	1425	1125	910
0.1	1220	940	815	1395	1110	875
0.2	1205	910	775	1375	1085	845
0.3	1185	880	730	1350	1055	815
0.4	1155	845	680	1320	1010	780
0.5	1115	800	---	1280	955	740
0.6	1060	750	---	1225	895	690
0.7	985	685	---	1150	830	---
0.8	890	---	---	1050	755	---
0.9	770	---	---	920	680	---
1.0	---	---	---	760	---	---
2 and 2.5 Ton Standard Efficiency (Horizontal)				THA/KHA024S and THA/KHA030S		
0.0	1165	925	800	1350	1065	865
0.1	1155	895	770	1325	1055	830
0.2	1140	865	735	1300	1030	800
0.3	1125	835	695	1280	1000	770
0.4	1095	800	645	1250	955	740
0.5	1055	760	---	1215	905	700
0.6	1005	710	---	1160	850	655
0.7	935	650	---	1090	785	---
0.8	845	---	---	995	720	---
0.9	730	---	---	875	645	---
1.0	---	---	---	720	---	---

DIRECT DRIVE BLOWER PERFORMANCE

External Static Pressure (in. w.g.)	Air Volume (cfm) at Various Blower Speeds								
	208 VOLTS			230 VOLTS			460/575 VOLTS		
	High	Medium	Low	High	Medium	Low	High	Medium	Low
3 Ton Standard Efficiency (Down-Flow)									THA/KHA036S
0.0	1990	1625	1145	2175	1825	1330	2100	1735	1220
0.1	1935	1595	1145	2100	1790	1320	2050	1705	1215
0.2	1885	1565	1130	2040	1755	1300	2000	1665	1205
0.3	1830	1530	1095	1980	1710	1265	1945	1625	1180
0.4	1775	1485	1050	1915	1660	1215	1885	1575	1145
0.5	1710	1425	980	1850	1595	1150	1815	1520	1095
0.6	1630	1350	900	1765	1510	1070	1735	1450	1025
0.7	1540	1255	800	1660	1405	975	1640	1375	940
0.8	1425	1140	---	1535	1280	---	1530	1285	---
0.9	1285	1000	---	1375	1120	---	1405	1185	---
1.0	1125	---	---	1180	---	---	1260	---	---
3 Ton Standard Efficiency (Horizontal)									THA/KHA036S
0.0	1890	1545	1090	2060	1740	1265	2085	1745	1260
0.1	1830	1515	1090	1990	1700	1255	2020	1700	1240
0.2	1780	1480	1070	1930	1660	1230	1960	1660	1225
0.3	1730	1445	1040	1870	1615	1200	1900	1620	1205
0.4	1675	1400	995	1810	1565	1150	1835	1575	1170
0.5	1610	1340	930	1740	1500	1090	1760	1515	1115
0.6	1530	1260	845	1650	1410	1010	1680	1440	1035
0.7	1420	1160	745	1535	1295	905	1580	1340	915
0.8	1290	1025	---	1385	1150	---	1460	1210	---
0.9	1120	865	---	1195	965	---	1320	1045	---
1.0	910	---	---	960	---	---	1155	---	---

DIRECT DRIVE BLOWER PERFORMANCE

External Static Pressure (in. w.g.)	Air Volume (cfm) at Various Blower Speeds								
	208 VOLTS			230 VOLTS			460/575 VOLTS		
	High	Medium	Low	High	Medium	Low	High	Medium	Low
4 Ton Standard Efficiency (Down-Flow) THA048S									
0.0	1965	1615	1150	2135	1810	1325	2075	1725	1220
0.1	1910	1585	1145	2070	1775	1315	2025	1690	1215
0.2	1860	1555	1125	2010	1740	1290	1975	1650	1200
0.3	1810	1515	1090	1950	1695	1255	1920	1610	1175
0.4	1750	1465	1035	1890	1635	1200	1855	1555	1135
0.5	1685	1405	970	1815	1565	1135	1785	1500	1085
0.6	1600	1325	885	1730	1480	1055	1700	1430	1015
0.7	1505	1230	785	1620	1375	955	1605	1350	925
0.8	1390	1115	---	1490	1245	---	1495	1260	---
0.9	1250	975	---	1330	1085	---	1365	1160	---
1.0	1085	---	---	1135	---	---	1220	---	---
4 Ton Standard Efficiency (Horizontal) THA048S									
0.0	1865	1535	1090	2025	1725	1260	2055	1730	1255
0.1	1810	1505	1085	1960	1685	1250	1995	1685	1240
0.2	1765	1470	1065	1905	1645	1225	1935	1650	1220
0.3	1710	1430	1035	1845	1600	1190	1870	1605	1200
0.4	1655	1385	985	1785	1545	1140	1805	1555	1160
0.5	1585	1320	915	1710	1475	1075	1730	1495	1100
0.6	1495	1240	835	1615	1380	990	1645	1410	1015
0.7	1390	1135	730	1495	1265	890	1545	1310	895
0.8	1250	1000	---	1340	1115	---	1425	1175	---
0.9	1080	835	---	1150	930	---	1285	1010	---
1.0	875	---	---	915	---	---	1115	---	---
External Static Pressure (in. w.g.)	208 VOLTS		230 VOLTS		460/575 VOLTS				
	High	Low	High	Low	High	Low			
5 Ton Basic Efficiency (Down-Flow) THA060B									
0.0	2180	1670	2360	1970	2300	1745			
0.1	2145	1655	2325	1935	2180	1710			
0.2	2110	1650	2290	1910	2090	1690			
0.3	2080	1640	2250	1880	2035	1680			
0.4	2045	1630	2210	1855	1995	1670			
0.5	2005	1610	2165	1825	1965	1655			
0.6	1960	1580	2110	1785	1940	1635			
0.7	1905	1540	2045	1735	1905	1600			
0.8	1835	1480	1970	1670	1855	1545			
0.9	1750	1405	1875	1590	1780	1465			
1.0	1645	---	1765	---	1670	---			
5 Ton Basic Efficiency (Horizontal) THA060B									
0.0	2070	1600	2235	1890	2285	1800			
0.1	2030	1600	2195	1870	2225	1800			
0.2	1990	1595	2155	1845	2170	1790			
0.3	1945	1580	2110	1815	2120	1775			
0.4	1900	1555	2055	1775	2070	1745			
0.5	1850	1525	2000	1725	2020	1710			
0.6	1795	1480	1930	1670	1965	1660			
0.7	1730	1425	1855	1610	1895	1600			
0.8	1650	1360	1770	1535	1820	1525			
0.9	1560	1280	1675	1450	1730	1440			
1.0	1460	---	1565	---	1620	---			

BELT DRIVE BLOWER PERFORMANCE

0.10 to 1.00 in. w.g.

3 Ton Standard Efficiency (Down-Flow)

THA/KHA036S

Air Volume (cfm)	External Static (in.w.g.)															
	0.10		0.20		0.30		0.40		0.50		0.60		0.70		0.80	
	RPM	BHP	RPM	BHP	RPM	BHP	RPM	BHP	RPM	BHP	RPM	BHP	RPM	BHP	RPM	BHP
	Field Furnished				Low Static - Drive Kit #1								Kit 5			
900	485	0.10	595	0.15	690	0.20	780	0.30	860	0.40	930	0.50	1000	0.60	1065	0.75
1000	520	0.10	615	0.20	705	0.25	790	0.35	870	0.45	945	0.55	1010	0.65	1075	0.75
1100	550	0.15	640	0.20	725	0.30	805	0.35	885	0.45	955	0.55	1020	0.70	1085	0.80
1200	585	0.20	665	0.25	745	0.30	825	0.40	900	0.50	965	0.60	1030	0.70	1095	0.85
1300	620	0.20	695	0.30	770	0.35	845	0.45	915	0.55	980	0.65	1045	0.75	1105	0.90
1400	660	0.25	730	0.35	795	0.40	865	0.50	935	0.60	995	0.70	1060	0.80	1120	0.95
1500	695	0.30	760	0.40	825	0.45	890	0.55	955	0.65	1015	0.75	1075	0.85	1135	1.00

0.90 to 1.60 in. w.g.

3 Ton Standard Efficiency (Down-Flow)

THA/KHA036S

Air Volume (cfm)	External Static (in.w.g.)															
	0.90		1.0		1.10		1.20		1.30		1.40		1.50		1.60	
	RPM	BHP	RPM	BHP	RPM	BHP	RPM	BHP	RPM	BHP	RPM	BHP	RPM	BHP	RPM	BHP
	High Static - Drive Kit #5								Field Furnished							
900	1125	0.85	1180	1.00	1230	1.10	1285	1.25	1330	1.35	1380	1.50	1425	1.65	1465	1.80
1000	1130	0.90	1190	1.00	1240	1.15	1295	1.30	1340	1.40	1390	1.60	1435	1.75	1475	1.85
1100	1140	0.90	1200	1.05	1250	1.20	1300	1.35	1350	1.50	1400	1.65	1445	1.80	1485	1.95
1200	1150	0.95	1210	1.10	1260	1.25	1310	1.40	1360	1.55	1410	1.70	1455	1.85	1495	2.00
1300	1165	1.00	1220	1.15	1270	1.30	1320	1.45	1370	1.60	1415	1.75	1465	1.90	1505	2.05
1400	1175	1.05	1230	1.20	1280	1.35	1330	1.50	1380	1.65	1425	1.80	1470	1.95	1515	2.15
1500	1190	1.15	1240	1.25	1295	1.40	1345	1.55	1390	1.70	1435	1.90	1480	2.05	1525	2.20

0.10 to 0.80 in. w.g.

3 Ton Standard Efficiency (Horizontal)

THA/KHA036S

Air Volume (cfm)	External Static (in.w.g.)															
	0.10		0.20		0.30		0.40		0.50		0.60		0.70		0.80	
	RPM	BHP	RPM	BHP	RPM	BHP	RPM	BHP	RPM	BHP	RPM	BHP	RPM	BHP	RPM	BHP
	Field Furnished				Low Static - Drive Kit #1											
900	480	0.10	570	0.15	655	0.20	735	0.30	810	0.35	875	0.45	940	0.55	1000	0.65
1000	520	0.15	595	0.15	675	0.25	750	0.30	820	0.40	890	0.50	950	0.60	1010	0.70
1100	555	0.15	625	0.20	695	0.25	765	0.35	835	0.45	900	0.50	960	0.60	1020	0.75
1200	595	0.20	660	0.25	725	0.30	790	0.40	850	0.45	915	0.55	975	0.65	1030	0.75
1300	635	0.25	690	0.30	750	0.35	810	0.40	870	0.50	930	0.60	990	0.70	1045	0.80
1400	675	0.30	730	0.35	785	0.40	840	0.50	895	0.55	950	0.65	1005	0.75	1060	0.85
1500	720	0.35	765	0.40	815	0.45	870	0.55	920	0.60	970	0.70	1025	0.80	1075	0.95

0.90 to 1.60 in. w.g.

3 Ton Standard Efficiency (Horizontal)

THA/KHA036S

Air Volume (cfm)	External Static (in.w.g.)															
	0.90		1.0		1.10		1.20		1.30		1.40		1.50		1.60	
	RPM	BHP	RPM	BHP	RPM	BHP	RPM	BHP	RPM	BHP	RPM	BHP	RPM	BHP	RPM	BHP
	High Static - Drive Kit #5										Field					
900	1055	0.75	1105	0.90	1155	1.00	1200	1.10	1245	1.25	1285	1.35	1325	1.50	1365	1.60
1000	1065	0.80	1115	0.90	1165	1.05	1210	1.15	1255	1.30	1300	1.40	1340	1.55	1380	1.70
1100	1075	0.85	1125	0.95	1175	1.10	1220	1.20	1265	1.35	1310	1.50	1350	1.60	1395	1.75
1200	1085	0.90	1135	1.00	1185	1.15	1235	1.25	1280	1.40	1320	1.55	1365	1.70	1405	1.85
1300	1095	0.95	1145	1.05	1195	1.20	1245	1.30	1290	1.45	1330	1.60	1375	1.75	1415	1.90
1400	1110	1.00	1160	1.10	1210	1.25	1255	1.40	1300	1.50	1340	1.65	1385	1.80	1425	1.95
1500	1125	1.05	1175	1.15	1220	1.30	1265	1.45	1310	1.60	1355	1.75	1395	1.85	1435	2.05

BELT DRIVE BLOWER PERFORMANCE

0.10 to 0.80 in. w.g.

4 Ton Standard Efficiency (Down-Flow)

THA048S

Air Volume (cfm)	External Static (in.w.g.)															
	0.10		0.20		0.30		0.40		0.50		0.60		0.70		0.80	
	RPM	BHP	RPM	BHP	RPM	BHP	RPM	BHP	RPM	BHP	RPM	BHP	RPM	BHP	RPM	BHP
	Field Furnished				Low Static - Drive Kit #2											
1200	590	0.15	670	0.20	745	0.30	820	0.35	890	0.45	955	0.50	1020	0.60	1080	0.70
1300	630	0.20	700	0.25	770	0.30	840	0.40	910	0.45	970	0.55	1035	0.65	1090	0.75
1400	670	0.25	735	0.30	800	0.35	865	0.45	930	0.50	990	0.60	1050	0.70	1105	0.80
1500	705	0.30	765	0.35	830	0.40	890	0.50	950	0.55	1010	0.65	1070	0.75	1125	0.85
1600	745	0.35	800	0.40	860	0.50	920	0.55	975	0.65	1030	0.70	1085	0.80	1140	0.90
1700	785	0.40	840	0.50	895	0.55	945	0.60	1000	0.70	1055	0.80	1110	0.90	1160	1.00
1800	825	0.50	875	0.55	925	0.60	980	0.70	1030	0.80	1080	0.85	1130	0.95	1180	1.05
1900	865	0.55	915	0.65	960	0.70	1010	0.80	1060	0.85	1105	0.95	1155	1.05	1205	1.15
2000	910	0.65	950	0.70	995	0.80	1045	0.90	1090	0.95	1135	1.05	1180	1.15	1230	1.25

0.90 to 1.60 in. w.g.

4 Ton Standard Efficiency (Down-Flow)

THA048S

Air Volume (cfm)	External Static (in.w.g.)															
	0.90		1.00		1.10		1.20		1.30		1.40		1.50		1.60	
	RPM	BHP	RPM	BHP	RPM	BHP	RPM	BHP	RPM	BHP	RPM	BHP	RPM	BHP	RPM	BHP
	High Static - Drive Kit #6														Field	
1200	1135	0.80	1185	0.90	1235	1.00	1285	1.15	1330	1.25	1375	1.35	1420	1.50	1460	1.60
1300	1145	0.85	1200	0.95	1250	1.05	1300	1.20	1345	1.30	1390	1.45	1435	1.55	1475	1.70
1400	1160	0.90	1215	1.00	1265	1.15	1310	1.25	1355	1.35	1400	1.50	1445	1.60	1485	1.75
1500	1175	0.95	1225	1.05	1275	1.20	1325	1.30	1370	1.45	1415	1.55	1460	1.70	1500	1.85
1600	1195	1.05	1245	1.15	1290	1.25	1340	1.40	1385	1.50	1430	1.65	1470	1.75	1510	1.90
1700	1210	1.10	1260	1.20	1305	1.35	1355	1.45	1400	1.60	1440	1.70	1485	1.85	1525	2.00
1800	1230	1.20	1275	1.30	1325	1.40	1370	1.55	1415	1.70	1455	1.80	1500	1.95	1540	2.10
1900	1250	1.25	1295	1.40	1340	1.50	1385	1.65	1430	1.75	1470	1.90	1515	2.05	1555	2.20
2000	1275	1.35	1320	1.50	1360	1.60	1405	1.75	1445	1.85	1490	2.00	1530	2.15	1570	2.30

0.10 to 0.80 in. w.g.

4 Ton Standard Efficiency (Horizontal)

THA048S

Air Volume (cfm)	External Static (in.w.g.)															
	0.10		0.20		0.30		0.40		0.50		0.60		0.70		0.80	
	RPM	BHP	RPM	BHP	RPM	BHP	RPM	BHP	RPM	BHP	RPM	BHP	RPM	BHP	RPM	BHP
	Field Furnished				Low Static - Drive Kit #2											
1200	600	0.20	660	0.20	725	0.25	790	0.35	855	0.40	915	0.50	975	0.60	1030	0.70
1300	640	0.20	695	0.25	755	0.30	815	0.40	875	0.45	935	0.55	990	0.60	1045	0.70
1400	685	0.25	735	0.30	790	0.35	845	0.45	900	0.50	955	0.60	1005	0.65	1060	0.75
1500	725	0.35	770	0.35	820	0.40	870	0.50	925	0.55	975	0.65	1025	0.75	1075	0.80
1600	770	0.40	810	0.45	855	0.50	905	0.55	950	0.60	1000	0.70	1050	0.80	1095	0.90
1700	810	0.45	850	0.50	895	0.55	935	0.65	980	0.70	1030	0.80	1075	0.85	1120	0.95
1800	855	0.55	890	0.60	930	0.65	970	0.70	1015	0.80	1055	0.85	1100	0.95	1145	1.05
1900	900	0.65	935	0.70	970	0.75	1010	0.80	1050	0.90	1090	0.95	1130	1.05	1170	1.15
2000	940	0.75	975	0.80	1010	0.85	1045	0.90	1085	1.00	1120	1.05	1160	1.15	1195	1.25

0.90 to 1.60 in. w.g.

4 Ton Standard Efficiency (Horizontal)

THA048S

Air Volume (cfm)	External Static (in.w.g.)															
	0.90		1.0		1.10		1.20		1.30		1.40		1.50		1.60	
	RPM	BHP	RPM	BHP	RPM	BHP	RPM	BHP	RPM	BHP	RPM	BHP	RPM	BHP	RPM	BHP
	High Static - Drive Kit #6															
1200	1080	0.75	1130	0.85	1180	1.00	1225	1.10	1265	1.20	1305	1.30	1345	1.40	1385	1.55
1300	1095	0.80	1145	0.90	1190	1.00	1235	1.15	1280	1.25	1320	1.35	1360	1.50	1400	1.60
1400	1110	0.85	1160	1.00	1205	1.10	1250	1.20	1295	1.30	1335	1.45	1375	1.55	1415	1.70
1500	1125	0.90	1175	1.05	1220	1.15	1265	1.25	1305	1.35	1350	1.50	1390	1.65	1430	1.75
1600	1145	1.00	1190	1.10	1235	1.20	1280	1.35	1320	1.45	1365	1.60	1405	1.70	1440	1.80
1700	1165	1.05	1210	1.15	1255	1.30	1295	1.40	1335	1.50	1380	1.65	1415	1.75	1455	1.90
1800	1185	1.15	1230	1.25	1270	1.35	1315	1.50	1355	1.60	1395	1.75	1430	1.85	1470	2.00
1900	1210	1.25	1250	1.35	1290	1.45	1330	1.55	1370	1.70	1410	1.80	1450	1.95	1485	2.10
2000	1235	1.35	1275	1.45	1315	1.55	1355	1.70	1390	1.80	1430	1.95	1465	2.05	1500	2.20

BELT DRIVE BLOWER PERFORMANCE

4 Ton Standard Efficiency (Down-Flow)

KHA048S

0.10 to 0.80 in. w.g.

Air Volume (cfm)	External Static (in.w.g.)															
	0.10		0.20		0.30		0.40		0.50		0.60		0.70		0.80	
	RPM	BHP	RPM	BHP	RPM	BHP	RPM	BHP	RPM	BHP	RPM	BHP	RPM	BHP	RPM	BHP
	Field Furnished						Low Static - Drive Kit #2									
1200	580	0.15	665	0.20	740	0.30	820	0.35	890	0.45	955	0.53	1020	0.63	1080	0.73
1300	620	0.20	690	0.25	765	0.30	835	0.40	905	0.48	970	0.58	1035	0.68	1090	0.78
1400	655	0.25	725	0.30	795	0.35	860	0.45	925	0.53	990	0.63	1050	0.73	1105	0.83
1500	690	0.28	755	0.35	820	0.40	884	0.50	945	0.58	1005	0.68	1065	0.78	1120	0.88
1600	730	0.33	790	0.40	850	0.48	910	0.55	970	0.65	1025	0.73	1085	0.83	1140	0.93
1700	765	0.40	825	0.48	880	0.53	935	0.60	995	0.70	1050	0.80	1105	0.90	1155	1.03
1800	805	0.48	860	0.53	910	0.60	970	0.70	1020	0.80	1075	0.88	1125	0.98	1175	1.08
1900	845	0.53	895	0.63	945	0.68	995	0.78	1050	0.85	1100	0.95	1150	1.08	1200	1.18
2000	885	0.63	930	0.68	980	0.78	1030	0.88	1080	0.95	1125	1.05	1175	1.15	1220	1.28

0.90 to 1.60 in. w.g.

4 Ton Standard Efficiency (Down-Flow)

KHA048S

Air Volume (cfm)	External Static (in.w.g.)															
	0.90		1.00		1.10		1.20		1.30		1.40		1.50		1.60	
	RPM	BHP	RPM	BHP	RPM	BHP	RPM	BHP	RPM	BHP	RPM	BHP	RPM	BHP	RPM	BHP
	High Static - Drive Kit #6														Field	
1200	1135	0.83	1190	0.95	1240	1.05	1290	1.20	1335	1.30	1380	1.43	1425	1.58	1470	1.70
1300	1145	0.88	1200	1.00	1250	1.10	1300	1.25	1350	1.38	1395	1.50	1440	1.63	1480	1.78
1400	1160	0.93	1215	1.05	1265	1.18	1310	1.30	1360	1.43	1405	1.57	1450	1.68	1490	1.83
1500	1175	0.98	1225	1.10	1275	1.25	1325	1.35	1370	1.50	1415	1.63	1460	1.78	1500	1.93
1600	1190	1.08	1240	1.18	1290	1.30	1340	1.45	1385	1.55	1430	1.70	1470	1.83	1515	2.00
1700	1205	1.13	1260	1.25	1305	1.38	1355	1.50	1400	1.65	1440	1.78	1485	1.93	1525	2.08
1800	1225	1.23	1275	1.33	1320	1.45	1370	1.60	1415	1.75	1455	1.85	1500	2.03	1540	2.18
1900	1245	1.28	1290	1.43	1340	1.55	1385	1.70	1425	1.80	1470	1.95	1510	2.10	1555	2.28
2000	1270	1.38	1315	1.53	1355	1.65	1400	1.78	1445	1.93	1485	2.05	1525	2.20	1565	2.38

0.10 to 0.80 in. w.g.

4 Ton Standard Efficiency (Horizontal)

KHA048S

Air Volume (cfm)	External Static (in.w.g.)															
	0.10		0.20		0.30		0.40		0.50		0.60		0.70		0.80	
	RPM	BHP	RPM	BHP	RPM	BHP	RPM	BHP	RPM	BHP	RPM	BHP	RPM	BHP	RPM	BHP
	Field Furnished						Low Static - Drive Kit #2									
1200	590	0.18	655	0.20	720	0.25	780	0.35	845	0.40	905	0.50	965	0.58	1020	0.68
1300	630	0.20	685	0.25	745	0.30	805	0.38	865	0.45	925	0.52	980	0.60	1034	0.70
1400	675	0.25	725	0.30	780	0.35	835	0.43	890	0.50	945	0.53	995	0.65	1050	0.75
1500	715	0.33	760	0.35	810	0.40	860	0.50	914	0.55	965	0.63	1015	0.73	1065	0.80
1600	755	0.38	800	0.43	845	0.48	895	0.55	940	0.60	990	0.70	1040	0.80	1085	0.88
1700	795	0.45	835	0.50	880	0.55	925	0.63	970	0.70	1015	0.78	1060	0.85	1105	0.95
1800	840	0.53	875	0.58	915	0.63	960	0.70	1000	0.78	1045	0.85	1085	0.93	1130	1.03
1900	880	0.63	920	0.68	955	0.73	995	0.80	1035	0.88	1075	0.95	1115	1.03	1155	1.13
2000	925	0.73	960	0.78	995	0.83	1030	0.90	1070	0.98	1105	1.05	1145	1.13	1180	1.23

0.90 to 1.60 in. w.g.

4 Ton Standard Efficiency (Horizontal)

KHA048S

Air Volume (cfm)	External Static (in.w.g.)															
	0.90		1.0		1.10		1.20		1.30		1.40		1.50		1.60	
	RPM	BHP	RPM	BHP	RPM	BHP	RPM	BHP	RPM	BHP	RPM	BHP	RPM	BHP	RPM	BHP
	Kit #2		High Static - Drive Kit #6													
1200	1070	0.75	1120	0.85	1170	0.98	1215	1.08	1255	1.18	1300	1.30	1340	1.40	1380	1.55
1300	1085	0.80	1135	0.90	1180	1.00	1225	1.13	1270	1.23	1310	1.35	1350	1.48	1390	1.60
1400	1100	0.85	1145	0.98	1195	1.08	1240	1.18	1280	1.28	1324	1.43	1365	1.53	1405	1.68
1500	1115	0.90	1160	1.03	1205	1.13	1250	1.23	1295	1.35	1335	1.48	1375	1.63	1415	1.73
1600	1130	0.98	1175	1.08	1220	1.18	1265	1.33	1305	1.43	1350	1.55	1390	1.68	1425	1.80
1700	1150	1.05	1195	1.15	1240	1.28	1280	1.38	1320	1.50	1365	1.63	1400	1.75	1440	1.88
1800	1170	1.13	1215	1.23	1255	1.35	1300	1.48	1340	1.58	1380	1.73	1415	1.83	1455	1.98
1900	1195	1.23	1235	1.33	1275	1.43	1315	1.55	1355	1.68	1395	1.78	1435	1.93	1470	2.08
2000	1220	1.33	1260	1.43	1300	1.53	1340	1.68	1375	1.78	1415	1.93	1450	2.03	1485	2.18

BELT DRIVE BLOWER PERFORMANCE

0.10 to 0.80 in. w.g.

5 Ton Standard Efficiency (Down-Flow)

THA/KHA060S

Air Volume (cfm)	External Static (in.w.g.)															
	0.10		0.20		0.30		0.40		0.50		0.60		0.70		0.80	
	RPM	BHP	RPM	BHP	RPM	BHP	RPM	BHP	RPM	BHP	RPM	BHP	RPM	BHP	RPM	BHP
	Field Furnished						Low Static - Drive Kit #3									
1600	675	0.30	730	0.35	785	0.40	835	0.45	885	0.50	935	0.60	985	0.65	1030	0.70
1700	710	0.35	760	0.40	815	0.45	860	0.50	910	0.60	960	0.65	1005	0.70	1050	0.80
1800	745	0.45	795	0.50	845	0.55	890	0.60	935	0.65	980	0.70	1025	0.80	1070	0.85
1900	780	0.50	830	0.55	875	0.60	920	0.65	965	0.75	1010	0.80	1050	0.85	1090	0.95
2000	820	0.60	865	0.65	905	0.70	950	0.75	990	0.80	1035	0.90	1075	0.95	1115	1.05
2100	855	0.65	900	0.70	940	0.80	980	0.85	1020	0.90	1060	1.00	1100	1.05	1140	1.15
2200	890	0.75	935	0.80	970	0.85	1010	0.95	1050	1.00	1090	1.10	1130	1.15	1165	1.25
2300	930	0.85	970	0.90	1005	1.00	1045	1.05	1080	1.10	1120	1.20	1155	1.25	1190	1.35
2400	965	0.95	1005	1.05	1040	1.10	1075	1.15	1115	1.25	1150	1.30	1185	1.40	1220	1.50

0.90 to 1.60 in. w.g.

5 Ton Standard Efficiency (Down-Flow)

THA/KHA060S

Air Volume (cfm)	External Static (in.w.g.)															
	0.90		1.00		1.10		1.20		1.30		1.40		1.50		1.60	
	RPM	BHP	RPM	BHP	RPM	BHP	RPM	BHP	RPM	BHP	RPM	BHP	RPM	BHP	RPM	BHP
	Low Static - Drive Kit #3						High Static - Drive Kit #7									
1600	1075	0.80	1120	0.85	1160	0.95	1200	1.05	1240	1.10	1280	1.20	1320	1.30	1355	1.35
1700	1090	0.85	1135	0.95	1175	1.00	1215	1.10	1255	1.20	1295	1.30	1330	1.35	1365	1.45
1800	1110	0.95	1155	1.00	1195	1.10	1230	1.20	1270	1.25	1310	1.35	1345	1.45	1380	1.55
1900	1135	1.05	1170	1.10	1210	1.20	1250	1.25	1285	1.35	1325	1.45	1360	1.55	1395	1.65
2000	1155	1.10	1195	1.20	1230	1.30	1270	1.35	1305	1.45	1340	1.55	1375	1.65	1410	1.75
2100	1180	1.20	1215	1.30	1250	1.40	1290	1.45	1325	1.55	1360	1.65	1395	1.75	1425	1.85
2200	1200	1.30	1240	1.40	1275	1.50	1310	1.60	1345	1.70	1380	1.80	1410	1.85	1445	1.95
2300	1225	1.45	1260	1.50	1295	1.60	1330	1.70	1365	1.80	1400	1.90	1430	2.00	1465	2.10
2400	1255	1.55	1285	1.65	1320	1.75	1355	1.85	1385	1.90	1420	2.05	1450	2.10	1480	2.20

0.10 to 0.80 in. w.g.

5 Ton Standard Efficiency (Horizontal)

THA/KHA060S

Air Volume (cfm)	External Static (in.w.g.)															
	0.10		0.20		0.30		0.40		0.50		0.60		0.70		0.80	
	RPM	BHP	RPM	BHP	RPM	BHP	RPM	BHP	RPM	BHP	RPM	BHP	RPM	BHP	RPM	BHP
	Field		Low Static - Drive Kit #3													
1600	785	0.40	845	0.45	900	0.50	955	0.55	1010	0.65	1060	0.70	1110	0.80	1160	0.90
1700	825	0.45	880	0.50	935	0.60	990	0.65	1040	0.70	1090	0.80	1135	0.85	1185	0.95
1800	865	0.50	920	0.60	975	0.65	1020	0.75	1070	0.80	1120	0.90	1165	0.95	1210	1.05
1900	910	0.60	960	0.70	1010	0.75	1060	0.85	1105	0.90	1150	1.00	1195	1.05	1240	1.15
2000	950	0.70	1000	0.80	1050	0.85	1095	0.95	1140	1.00	1185	1.10	1225	1.15	1265	1.25
2100	995	0.80	1040	0.90	1085	0.95	1130	1.05	1175	1.15	1215	1.20	1260	1.30	1300	1.40
2200	1040	0.95	1085	1.00	1125	1.10	1170	1.15	1210	1.25	1250	1.35	1290	1.40	1330	1.50
2300	1080	1.05	1125	1.15	1165	1.20	1205	1.30	1245	1.40	1285	1.45	1325	1.55	1360	1.65
2400	1125	1.20	1165	1.25	1205	1.35	1245	1.45	1285	1.55	1320	1.60	1360	1.70	1395	1.80

0.90 to 1.60 in. w.g.

5 Ton Standard Efficiency (Horizontal)

THA/KHA060S

Air Volume (cfm)	External Static (in.w.g.)															
	0.90		1.00		1.10		1.20		1.30		1.40		1.50		1.60	
	RPM	BHP	RPM	BHP	RPM	BHP	RPM	BHP	RPM	BHP	RPM	BHP	RPM	BHP	RPM	BHP
	Drive Kit #3		High Static - Drive Kit #7													
1600	1210	0.95	1255	1.05	1305	1.15	1350	1.30	1395	1.40	1440	1.55	1485	1.65	1530	1.80
1700	1230	1.05	1275	1.15	1320	1.25	1365	1.35	1410	1.45	1455	1.60	1495	1.70	1540	1.85
1800	1255	1.15	1300	1.25	1340	1.35	1385	1.45	1425	1.55	1470	1.70	1510	1.80	1550	1.95
1900	1280	1.25	1325	1.35	1365	1.45	1405	1.55	1445	1.65	1485	1.75	1525	1.90	1565	2.00
2000	1310	1.35	1350	1.45	1390	1.55	1430	1.65	1470	1.75	1505	1.85	1545	2.00	1585	2.15
2100	1340	1.50	1375	1.55	1415	1.65	1455	1.80	1490	1.90	1530	2.00	1565	2.10	1605	2.25
2200	1370	1.60	1405	1.70	1445	1.80	1480	1.90	1515	2.00	1555	2.15	1590	2.25	1625	2.40
2300	1400	1.75	1435	1.85	1470	1.95	1510	2.05	1545	2.20	1580	2.30	1615	2.40	1650	2.55
2400	1430	1.90	1465	2.00	1505	2.15	1535	2.20	1570	2.35	1605	2.45	1640	2.60	1675	2.70

BELT DRIVE BLOWER PERFORMANCE

0.10 to 0.80 in. w.g.

6 Ton Standard Efficiency (Down-Flow)

THA072S

Air Volume (cfm)	External Static (in.w.g.)															
	0.10		0.20		0.30		0.40		0.50		0.60		0.70		0.80	
	RPM	BHP	RPM	BHP	RPM	BHP	RPM	BHP	RPM	BHP	RPM	BHP	RPM	BHP	RPM	BHP
	Field Furnished										Low Static - Drive Kit #4					
1900	775	0.45	820	0.50	870	0.55	915	0.65	965	0.70	1010	0.75	1060	0.85	1105	0.90
2000	810	0.55	855	0.60	900	0.65	945	0.70	990	0.75	1035	0.85	1080	0.90	1125	1.00
2100	850	0.60	890	0.65	935	0.75	975	0.80	1020	0.85	1060	0.95	1105	1.00	1145	1.10
2200	885	0.70	925	0.75	965	0.80	1005	0.90	1045	0.95	1090	1.05	1130	1.10	1170	1.20
2300	920	0.80	960	0.85	1000	0.90	1035	1.00	1075	1.05	1115	1.15	1155	1.20	1195	1.30
2400	960	0.90	995	0.95	1030	1.05	1070	1.10	1105	1.15	1145	1.25	1180	1.30	1220	1.40
2500	995	1.00	1030	1.10	1065	1.15	1100	1.20	1135	1.30	1175	1.35	1210	1.45	1245	1.50
2600	1035	1.15	1065	1.20	1100	1.25	1135	1.35	1170	1.40	1205	1.50	1240	1.60	1275	1.65
2700	1070	1.30	1100	1.35	1135	1.40	1170	1.50	1200	1.55	1235	1.65	1265	1.70	1300	1.80
2800	1105	1.40	1140	1.50	1170	1.55	1200	1.65	1235	1.70	1265	1.80	1295	1.85	1330	1.95
2900	1145	1.60	1175	1.65	1205	1.70	1235	1.80	1265	1.85	1295	1.95	1330	2.05	1360	2.10

0.90 to 1.60 in. w.g.

6 Ton Standard Efficiency (Down-Flow)

THA072S

Air Volume (cfm)	External Static (in.w.g.)															
	0.90		1.00		1.10		1.20		1.30		1.40		1.50		1.60	
	RPM	BHP	RPM	BHP	RPM	BHP	RPM	BHP	RPM	BHP	RPM	BHP	RPM	BHP	RPM	BHP
	Low Static - Kit #4				High Static - Drive Kit #8											
1900	1150	1.00	1190	1.10	1235	1.20	1275	1.25	1315	1.35	1355	1.45	1395	1.55	1435	1.65
2000	1165	1.10	1210	1.15	1250	1.25	1290	1.35	1330	1.45	1370	1.55	1410	1.65	1445	1.75
2100	1190	1.15	1230	1.25	1270	1.35	1310	1.45	1350	1.55	1385	1.65	1425	1.75	1460	1.85
2200	1210	1.25	1250	1.35	1290	1.45	1325	1.55	1365	1.65	1400	1.75	1440	1.85	1475	1.95
2300	1235	1.40	1270	1.45	1310	1.55	1345	1.65	1385	1.75	1420	1.85	1455	1.95	1490	2.05
2400	1255	1.50	1295	1.60	1330	1.65	1365	1.75	1400	1.85	1440	2.00	1475	2.10	1505	2.20
2500	1280	1.60	1315	1.70	1355	1.80	1390	1.90	1425	2.00	1455	2.10	1490	2.20	1525	2.30
2600	1310	1.75	1340	1.85	1375	1.95	1410	2.05	1445	2.15	1480	2.25	1510	2.35	1545	2.45
2700	1335	1.90	1370	2.00	1400	2.10	1435	2.20	1465	2.30	1500	2.40	1530	2.50	1565	2.60
2800	1360	2.05	1395	2.15	1425	2.25	1460	2.35	1490	2.45	1520	2.55	1555	2.65	1585	2.80
2900	1390	2.20	1420	2.30	1450	2.40	1485	2.50	1515	2.60	1545	2.70	1575	2.85	1605	2.95

BELT DRIVE BLOWER PERFORMANCE

0.10 to 0.80 in. w.g.

6 Ton Standard Efficiency (Horizontal)

THA072S

Air Volume (cfm)	External Static (in.w.g.)															
	0.10		0.20		0.30		0.40		0.50		0.60		0.70		0.80	
	RPM	BHP	RPM	BHP	RPM	BHP	RPM	BHP	RPM	BHP	RPM	BHP	RPM	BHP	RPM	BHP
	Field Furnished				Low Static - Drive Kit #4											
1900	905	0.60	955	0.65	1000	0.70	1045	0.75	1090	0.85	1135	0.90	1175	0.95	1215	1.05
2000	945	0.65	995	0.75	1040	0.80	1085	0.85	1125	0.95	1170	1.00	1210	1.05	1250	1.15
2100	990	0.75	1035	0.85	1080	0.90	1120	0.95	1160	1.05	1205	1.10	1240	1.20	1280	1.25
2200	1030	0.85	1075	0.95	1115	1.00	1160	1.10	1200	1.15	1235	1.25	1275	1.30	1310	1.40
2300	1075	1.00	1115	1.05	1155	1.15	1195	1.20	1235	1.30	1275	1.35	1310	1.45	1345	1.50
2400	1115	1.10	1155	1.20	1195	1.25	1235	1.35	1275	1.45	1310	1.50	1345	1.60	1380	1.70
2500	1160	1.25	1200	1.35	1235	1.40	1275	1.50	1310	1.60	1345	1.65	1380	1.75	1415	1.85
2600	1205	1.40	1240	1.50	1275	1.55	1315	1.65	1350	1.75	1385	1.85	1415	1.90	1450	2.00
2700	1245	1.55	1285	1.65	1320	1.75	1355	1.85	1390	1.95	1420	2.00	1455	2.10	1485	2.20
2800	1290	1.75	1325	1.85	1360	1.95	1395	2.00	1425	2.10	1460	2.20	1490	2.30	1520	2.40
2900	1335	1.95	1365	2.00	1400	2.10	1435	2.20	1465	2.30	1500	2.40	1530	2.50	1560	2.60

0.90 to 1.60 in. w.g.

6 Ton Standard Efficiency (Horizontal)

THA072S

Air Volume (cfm)	External Static (in.w.g.)															
	0.90		1.00		1.10		1.20		1.30		1.40		1.50		1.60	
	RPM	BHP	RPM	BHP	RPM	BHP	RPM	BHP	RPM	BHP	RPM	BHP	RPM	BHP	RPM	BHP
	High Static - Drive Kit #8															
1900	1255	1.10	1295	1.15	1335	1.25	1370	1.30	1405	1.40	1440	1.45	1475	1.55	1510	1.65
2000	1285	1.20	1325	1.30	1360	1.35	1395	1.45	1430	1.50	1465	1.60	1500	1.70	1530	1.75
2100	1315	1.35	1355	1.40	1390	1.50	1425	1.55	1460	1.65	1490	1.70	1525	1.80	1555	1.90
2200	1350	1.45	1385	1.55	1420	1.65	1455	1.70	1485	1.80	1520	1.85	1550	1.95	1585	2.05
2300	1380	1.60	1415	1.70	1450	1.75	1480	1.85	1515	1.95	1545	2.00	1580	2.10	1610	2.20
2400	1415	1.75	1450	1.85	1480	1.90	1515	2.00	1545	2.10	1575	2.20	1605	2.25	1635	2.35
2500	1450	1.95	1480	2.00	1515	2.10	1545	2.20	1575	2.25	1605	2.35	1635	2.45	1665	2.55
2600	1480	2.10	1515	2.20	1545	2.25	1575	2.35	1605	2.45	1635	2.55	1665	2.65	1695	2.75
2700	1520	2.30	1550	2.40	1580	2.45	1610	2.55	1640	2.65	1670	2.75	1695	2.85	1725	2.95
2800	1555	2.50	1585	2.60	1615	2.70	1645	2.80	1670	2.85	1700	2.95	1730	3.05	1760	3.20
2900	1590	2.70	1620	2.80	1650	2.90	1675	3.00	1705	3.10	1735	3.20	1760	3.30	1790	3.40

BELT DRIVE BLOWER PERFORMANCE

0.10 to 0.80 in. w.g.

6 Ton Standard Efficiency (Down-Flow)

KH 072S

Air Volume (cfm)	External Static (in.w.g.)															
	0.10		0.20		0.30		0.40		0.50		0.60		0.70		0.80	
	RPM	BHP	RPM	BHP	RPM	BHP	RPM	BHP	RPM	BHP	RPM	BHP	RPM	BHP	RPM	BHP
Field Furnished											Low Static - Drive Kit #4					
1900	752	0.48	803	0.53	855	0.58	903	0.62	957	0.72	1008	0.78	1066	0.88	1118	0.92
2000	793	0.52	845	0.62	892	0.68	940	0.73	990	0.77	1041	0.88	1093	0.93	1144	1.03
2100	838	0.64	881	0.68	929	0.73	978	0.83	1023	0.88	1073	0.93	1124	1.03	1169	1.14
2200	880	0.73	923	0.78	966	0.84	1015	0.93	1061	0.99	1104	1.03	1149	1.13	1198	1.24
2300	921	0.83	966	0.89	1009	0.93	1053	0.99	1097	1.09	1139	1.15	1183	1.25	1220	1.35
2400	964	0.94	1007	0.99	1046	1.05	1089	1.14	1127	1.19	1168	1.29	1211	1.35	1247	1.45
2500	1006	1.05	1044	1.09	1087	1.14	1124	1.25	1160	1.30	1201	1.40	1238	1.51	1274	1.56
2600	1047	1.15	1085	1.20	1121	1.30	1157	1.36	1197	1.46	1234	1.56	1269	1.62	1304	1.72
2700	1094	1.31	1124	1.37	1159	1.41	1195	1.52	1229	1.62	1265	1.67	1295	1.77	1330	1.88
2800	1133	1.42	1162	1.52	1196	1.57	1226	1.67	1260	1.73	1295	1.83	1325	1.94	1360	2.04
2900	1170	1.58	1204	1.68	1232	1.73	1261	1.84	1290	1.89	1326	2.00	1356	2.09	1386	2.19

0.90 to 1.60 in. w.g.

6 Ton Standard Efficiency (Down-Flow)

KH 072S

Air Volume (cfm)	External Static (in.w.g.)															
	0.90		1.00		1.10		1.20		1.30		1.40		1.50		1.60	
	RPM	BHP	RPM	BHP	RPM	BHP	RPM	BHP	RPM	BHP	RPM	BHP	RPM	BHP	RPM	BHP
High Static - Drive Kit #8																
1900	1170	1.03	1216	1.12	1261	1.23	1299	1.28	1338	1.39	1381	1.49	1423	1.59	1462	1.69
2000	1190	1.13	1238	1.18	1279	1.28	1317	1.39	1356	1.49	1397	1.59	1434	1.69	1476	1.80
2100	1213	1.19	1261	1.29	1300	1.39	1339	1.49	1373	1.60	1414	1.70	1449	1.79	1490	1.90
2200	1241	1.30	1282	1.39	1316	1.50	1355	1.60	1394	1.70	1429	1.79	1463	1.90	1498	1.99
2300	1263	1.39	1303	1.50	1337	1.60	1376	1.70	1409	1.80	1444	1.90	1483	2.04	1517	2.14
2400	1289	1.55	1323	1.61	1362	1.76	1397	1.86	1430	1.96	1464	2.05	1498	2.15	1532	2.25
2500	1314	1.66	1349	1.76	1383	1.87	1416	1.96	1451	2.06	1484	2.15	1517	2.24	1545	2.34
2600	1340	1.82	1374	1.92	1408	2.02	1438	2.12	1471	2.21	1505	2.30	1532	2.39	1565	2.49
2700	1365	1.98	1399	2.08	1429	2.12	1463	2.27	1497	2.36	1525	2.45	1558	2.55	1585	2.63
2800	1390	2.08	1425	2.24	1454	2.27	1488	2.42	1517	2.51	1545	2.60	1578	2.69	1605	2.84
2900	1421	2.28	1451	2.39	1480	2.47	1514	2.57	1543	2.65	1570	2.75	1597	2.89	1625	2.99

Note - **BOLD** - to operate in this range, 3 hp blower motor is required.

BELT DRIVE BLOWER PERFORMANCE

0.10 to 0.80 in. w.g.

6 Ton Standard Efficiency (Horizontal)

KH 072S

Air Volume (cfm)	External Static (in.w.g.)															
	0.10		0.20		0.30		0.40		0.50		0.60		0.70		0.80	
	RPM	BHP	RPM	BHP	RPM	BHP	RPM	BHP	RPM	BHP	RPM	BHP	RPM	BHP	RPM	BHP
	Field		Low Static - Drive Kit #4													
1900	919	0.60	969	0.65	1020	0.74	1065	0.79	1111	0.83	1154	0.93	1194	0.99	1232	1.04
2000	962	0.70	1013	0.75	1058	0.84	1103	0.90	1148	0.94	1186	1.04	1226	1.09	1264	1.15
2100	1010	0.80	1056	0.85	1101	0.95	1146	0.99	1185	1.05	1223	1.15	1262	1.20	1296	1.30
2200	1054	0.91	1099	0.95	1143	1.06	1183	1.10	1222	1.21	1261	1.25	1295	1.36	1333	1.41
2300	1102	1.01	1142	1.11	1182	1.16	1220	1.26	1258	1.31	1297	1.42	1330	1.46	1364	1.57
2400	1146	1.16	1184	1.21	1224	1.32	1262	1.37	1300	1.47	1333	1.58	1367	1.63	1401	1.72
2500	1188	1.27	1227	1.38	1265	1.48	1303	1.53	1336	1.63	1370	1.73	1404	1.79	1438	1.88
2600	1235	1.44	1273	1.55	1306	1.65	1339	1.70	1378	1.79	1407	1.89	1441	1.99	1475	2.03
2700	1276	1.61	1314	1.71	1347	1.81	1380	1.91	1414	2.00	1449	2.05	1478	2.14	1512	2.23
2800	1321	1.82	1354	1.92	1388	1.97	1421	2.07	1456	2.16	1485	2.25	1519	2.34	1549	2.44
2900	1367	2.03	1400	2.08	1429	2.17	1463	2.27	1497	2.36	1526	2.45	1556	2.54	1586	2.63

0.90 to 1.60 in. w.g.

6 Ton Standard Efficiency (Horizontal)

KH 072S

Air Volume (cfm)	External Static (in.w.g.)															
	0.90		1.00		1.10		1.20		1.30		1.40		1.50		1.60	
	RPM	BHP	RPM	BHP	RPM	BHP	RPM	BHP	RPM	BHP	RPM	BHP	RPM	BHP	RPM	BHP
	High Static - Drive Kit #8															
1900	1271	1.13	1310	1.18	1345	1.24	1380	1.34	1421	1.39	1458	1.50	1493	1.60	1524	1.65
2000	1303	1.24	1337	1.29	1371	1.40	1412	1.45	1448	1.55	1485	1.61	1516	1.70	1551	1.75
2100	1335	1.36	1370	1.45	1404	1.50	1439	1.60	1476	1.65	1512	1.76	1544	1.81	1579	1.90
2200	1367	1.51	1401	1.56	1436	1.66	1472	1.71	1503	1.81	1540	1.91	1570	1.96	1606	2.06
2300	1398	1.62	1433	1.71	1468	1.81	1503	1.86	1535	1.97	1567	2.02	1603	2.11	1633	2.21
2400	1436	1.78	1470	1.87	1501	1.96	1535	2.01	1567	2.12	1600	2.22	1630	2.27	1660	2.36
2500	1473	1.98	1503	2.03	1533	2.12	1568	2.21	1599	2.27	1631	2.37	1662	2.47	1693	2.57
2600	1505	2.13	1539	2.23	1570	2.32	1600	2.37	1632	2.47	1664	2.57	1694	2.67	1725	2.77
2700	1542	2.33	1572	2.37	1607	2.47	1638	2.57	1664	2.67	1696	2.77	1726	2.87	1757	2.97
2800	1579	2.53	1609	2.58	1640	2.68	1670	2.77	1701	2.87	1732	2.96	1758	3.07	1789	3.16
2900	1616	2.73	1646	2.83	1676	2.92	1708	3.02	1733	3.06	1764	3.17	1794	3.31	1821	3.37

Note - **BOLD** - to operate in this range, 3 hp blower motor is required.

BLOWER DATA - DIRECT DRIVE - LCH 3 TON

BLOWER TABLE INCLUDES RESISTANCE FOR BASE UNIT ONLY WITH DRY INDOOR COIL AND AIR FILTERS IN PLACE. FOR ALL UNITS ADD:

1 - Any factory installed options air resistance (heat section, economizer, etc.).

2 - Any field installed accessories air resistance (duct resistance, diffuser, etc.).

See Page 42 and 43 for wet coil and options/accessory air resistance data.

DOWNFLOW

External Static Press. in. w.g.	Percentage of Total Motor Torque																										
	20%		30%		40%		50%		60%		70%		80%		90%		100%										
	Cfm	RPM	Cfm	RPM	Cfm	RPM	Cfm	RPM	Cfm	RPM	Cfm	RPM	Cfm	RPM	Cfm	RPM	Cfm	RPM									
0	785	38	407	969	68	468	1152	98	529	1301	140	581	1449	182	634	1571	236	683	1693	290	732	1799	352	770	1904	414	809
0.1	720	44	475	919	74	522	1117	104	569	1264	150	626	1411	195	684	1539	248	724	1667	301	765	1772	366	805	1877	431	844
0.2	645	50	550	851	83	593	1056	116	637	1218	161	680	1380	205	722	1509	259	762	1638	313	802	1744	380	840	1849	446	879
0.3	570	56	620	793	90	651	1016	124	681	1175	172	730	1334	220	779	1468	274	813	1601	328	846	1708	396	883	1815	464	920
0.4	505	60	678	731	97	712	956	135	746	1130	182	781	1303	229	815	1434	286	852	1564	342	889	1676	410	920	1787	477	951
0.5	432	65	740	663	105	775	895	145	810	1076	194	839	1257	243	867	1396	298	895	1534	353	923	1647	421	962	1759	489	981
0.6	---	---	---	---	---	---	855	152	852	1033	204	884	1211	256	917	1351	312	944	1490	369	971	1604	437	997	1718	505	1024
0.7	---	---	---	---	---	---	792	163	916	986	213	933	1180	264	949	1320	321	975	1460	379	1002	1575	447	1026	1690	515	1050
0.8	---	---	---	---	---	---	734	173	975	934	224	985	1134	275	995	1275	334	1021	1416	393	1046	1533	460	1067	1649	527	1088
0.9	---	---	---	---	---	---	674	183	1034	881	234	1037	1088	286	1039	1230	346	1064	1371	406	1088	1490	471	1106	1608	537	1123
1.0	---	---	---	---	---	---	613	193	1095	820	246	1094	1026	300	1093	1184	357	1104	1342	414	1115	1448	480	1140	1553	547	1165
1.1	---	---	---	---	---	---	---	---	---	---	---	---	980	309	1131	1139	367	1142	1297	425	1154	1404	488	1173	1511	551	1192
1.2	---	---	---	---	---	---	---	---	---	---	---	---	---	---	---	---	---	---	1253	436	1190	1355	495	1207	1456	554	1225

HORIZONTAL

External Static Press. in. w.g.	Percentage of Total Motor Torque																										
	20%		30%		40%		50%		60%		70%		80%		90%		100%										
	Cfm	RPM	Cfm	RPM	Cfm	RPM	Cfm	RPM	Cfm	RPM	Cfm	RPM	Cfm	RPM	Cfm	RPM	Cfm	RPM									
0	796	43	372	975	64	447	1155	85	524	1302	126	560	1448	168	597	1566	214	639	1684	260	680	1786	323	720	1888	386	761
0.1	709	50	461	909	75	512	1110	101	564	1254	143	613	1398	185	662	1523	231	695	1649	277	729	1754	344	769	1858	411	810
0.2	617	57	553	828	88	591	1040	118	629	1204	156	664	1368	194	698	1492	243	734	1616	291	771	1721	358	808	1826	424	845
0.3	503	64	662	747	97	668	992	131	676	1151	172	722	1310	212	768	1442	260	794	1574	308	820	1681	374	853	1787	440	887
0.4	419	69	747	671	107	746	924	146	747	1095	185	782	1266	225	818	1398	275	844	1530	325	870	1640	389	899	1749	454	927
0.5	323	75	843	589	117	832	857	159	821	1039	198	844	1221	237	867	1359	287	888	1496	337	909	1598	403	941	1701	470	973
0.6	---	---	---	---	---	---	817	165	871	990	208	900	1162	252	929	1296	306	954	1431	360	979	1546	421	995	1662	481	1010
0.7	---	---	---	---	---	---	747	176	957	933	219	966	1118	262	974	1264	314	987	1410	367	1000	1523	427	1016	1636	487	1032
0.8	---	---	---	---	---	---	700	181	1026	886	226	1022	1073	271	1018	1216	327	1035	1359	383	1051	1469	442	1066	1579	501	1081
0.9	---	---	---	---	---	---	643	187	1110	829	235	1091	1015	283	1073	1161	341	1087	1307	399	1101	1409	456	1118	1510	513	1136
1.0	---	---	---	---	---	---	592	190	1197	781	241	1154	970	291	1113	1114	352	1130	1258	413	1147	1355	467	1161	1452	520	1176
1.1	---	---	---	---	---	---	---	---	---	---	---	---	915	300	1162	1067	362	1171	1219	424	1180	1312	473	1192	1405	522	1204
1.2	---	---	---	---	---	---	---	---	---	---	---	---	---	---	---	---	---	---	1168	437	1223	1248	480	1235	1329	523	1246

BLOWER DATA - DIRECT DRIVE - LCH 4 TON

BLOWER TABLE INCLUDES RESISTANCE FOR BASE UNIT ONLY WITH DRY INDOOR COIL AND AIR FILTERS IN PLACE.FOR ALL UNITS ADD:

- 1 - Any factory installed options air resistance (heat section, economizer, etc.).
- 2 - Any field installed accessories air resistance (duct resistance, diffuser, etc.).

See Page 42 and 43 for wet coil and options/accessory air resistance data.

DOWNFLOW

External Static Press. in. w.g.	Percentage of Total Motor Torque																										
	20%		30%		40%		50%		60%		70%		80%		90%		100%										
	Cfm	RPM	Watts	RPM	Cfm	RPM	Watts	RPM	Cfm	RPM	Watts	RPM	Cfm	RPM	Watts	RPM	Cfm	RPM	Watts	RPM	Cfm	RPM					
0	1046	77	485	1257	134	565	1468	191	646	1639	271	715	1810	351	784	1960	445	837	2109	539	890	2251	674	947	2393	810	1004
0.1	992	85	543	1211	145	619	1430	205	695	1609	285	755	1788	365	814	1937	463	870	2086	561	925	2227	691	977	2367	822	1029
0.2	926	95	612	1166	154	669	1405	214	727	1580	299	793	1755	384	859	1909	482	909	2063	581	959	2200	708	1008	2336	835	1056
0.3	883	101	657	1125	164	715	1367	227	774	1551	311	831	1734	396	888	1891	495	934	2048	593	980	2181	719	1028	2314	844	1076
0.4	818	111	724	1074	175	772	1329	240	820	1515	327	875	1701	414	930	1859	515	975	2017	617	1021	2147	737	1064	2276	857	1107
0.5	752	121	791	1022	187	828	1291	253	865	1485	339	911	1679	425	957	1837	529	1003	1994	632	1049	2120	749	1090	2245	866	1131
0.6	688	131	858	978	201	886	1200	265	908	1450	354	952	1646	442	996	1809	544	1036	1972	646	1076	2094	760	1114	2215	873	1153
0.7	624	141	924	924	212	934	1164	282	965	1408	370	999	1613	458	1034	1777	560	1071	1941	662	1109	2063	771	1141	2185	879	1174
0.8	560	151	990	874	223	988	1126	294	1006	1372	383	1038	1580	473	1070	1745	574	1104	1910	676	1138	2025	781	1171	2139	886	1204
0.9	500	161	1056	824	234	1042	1081	306	1046	1337	396	1075	1548	487	1105	1714	587	1135	1880	687	1165	1987	788	1198	2094	889	1230
1.0	440	171	1122	774	245	1098	1023	320	1092	1298	410	1115	1515	500	1138	1675	599	1169	1834	699	1200	1941	794	1227	2048	889	1254
1.1	380	181	1188	724	256	1154	964	332	1148	1408	422	1147	1476	514	1174	1632	609	1201	1788	704	1229	1896	795	1251	2003	886	1274
1.2	320	191	1254	674	267	1210	914	344	1208	1318	434	1167	1515	514	1174	1632	609	1201	1788	704	1229	1896	795	1251	2003	886	1274

HORIZONTAL

External Static Press. in. w.g.	Percentage of Total Motor Torque																										
	20%		30%		40%		50%		60%		70%		80%		90%		100%										
	Cfm	RPM	Watts	RPM	Cfm	RPM	Watts	RPM	Cfm	RPM	Watts	RPM	Cfm	RPM	Watts	RPM	Cfm	RPM	Watts	RPM	Cfm	RPM	Watts	RPM	Cfm	RPM	Watts
0	1023	78	452	1234	131	536	1445	183	621	1611	251	688	1776	319	754	1910	400	800	2043	480	846	2192	613	904	2340	746	963
0.1	970	82	529	1192	137	596	1414	192	664	1586	261	722	1757	330	780	1902	427	837	2048	523	893	2189	640	942	2330	758	991
0.2	909	86	590	1146	144	647	1383	201	705	1553	275	764	1723	349	824	1876	444	873	2028	540	923	2170	659	970	2312	779	1018
0.3	829	95	675	1084	154	718	1339	213	761	1520	287	807	1701	361	853	1853	459	903	2005	557	953	2138	673	1001	2271	789	1049
0.4	772	104	734	1032	165	774	1293	226	814	1477	304	859	1661	382	904	1818	480	949	1975	579	993	2098	690	1039	2222	802	1084
0.5	688	118	818	967	178	841	1247	238	864	1439	317	902	1631	396	940	1787	498	986	1943	599	1032	2066	704	1069	2189	809	1106
0.6	624	128	884	917	189	904	1202	249	910	1400	330	944	1597	411	978	1758	512	1018	1920	613	1059	2035	715	1095	2150	817	1132
0.7	560	138	950	867	200	968	1146	265	967	1355	345	990	1565	426	1014	1727	527	1053	1889	629	1092	1997	726	1125	2105	822	1158
0.8	500	148	1016	817	211	1024	1085	280	1021	1302	362	1040	1520	443	1060	1685	544	1095	1849	646	1130	1950	737	1160	2051	828	1191
0.9	440	158	1082	767	222	1080	1029	292	1064	1255	376	1085	1481	460	1106	1643	560	1137	1805	660	1167	1898	745	1194	1991	830	1222
1.0	380	168	1148	717	233	1136	961	308	1114	1207	389	1126	1456	471	1137	1601	571	1173	1746	672	1209	1836	751	1230	1926	829	1251
1.1	320	178	1214	667	244	1192	914	320	1164	1156	400	1147	1416	488	1185	1549	581	1213	1682	675	1241	1774	750	1258	1867	824	1276
1.2	260	188	1280	617	255	1248	864	332	1214	1107	412	1167	1367	500	1204	1497	591	1243	1570	652	1268	1675	732	1286	1780	812	1305

BLOWER DATA - DIRECT DRIVE - LCH 5 TON

BLOWER TABLE INCLUDES RESISTANCE FOR BASE UNIT ONLY WITH DRY INDOOR COIL AND AIR FILTERS IN PLACE.FOR ALL UNITS ADD:

- 1 - Any factory installed options air resistance (heat section, economizer, etc.).
 - 2 - Any field installed accessories air resistance (duct resistance, diffuser, etc.).
- See Page 42 and 43 for wet coil and options/accessory air resistance data.

DOWNFLOW

External Static Press. in. w.g.	Percentage of Total Motor Torque																										
	20%			30%			40%			50%			60%			70%			80%			90%			100%		
	Cfm	Watts	RPM	Cfm	Watts	RPM	Cfm	Watts	RPM	Cfm	Watts	RPM	Cfm	Watts	RPM	Cfm	Watts	RPM	Cfm	Watts	RPM	Cfm	Watts	RPM	Cfm	Watts	RPM
0	1102	76	420	1324	143	510	1545	211	601	1740	302	667	1934	393	734	2096	519	797	2258	645	860	2396	791	910	2534	938	959
0.1	1038	85	484	1284	153	559	1529	221	633	1722	315	698	1914	410	763	2078	535	823	2242	660	882	2378	810	934	2514	960	986
0.2	975	94	546	1235	165	611	1495	236	677	1692	332	737	1888	429	798	2057	553	851	2225	677	905	2363	825	954	2501	973	1003
0.3	911	104	603	1192	175	654	1473	245	706	1672	343	763	1871	441	820	2040	566	874	2208	692	928	2348	839	974	2488	987	1020
0.4	847	114	657	1143	187	702	1439	259	747	1642	359	800	1845	458	852	2015	585	904	2185	712	956	2327	858	1000	2469	1005	1044
0.5	784	124	708	1095	198	747	1406	273	785	1613	374	835	1819	475	884	1994	600	931	2168	726	977	2309	874	1022	2450	1022	1066
0.6	---	---	---	---	---	---	1372	285	822	1583	388	868	1793	490	915	1969	617	959	2145	743	1004	2288	890	1046	2431	1037	1087
0.7	---	---	---	---	---	---	1339	297	856	1553	401	900	1767	505	944	1945	633	987	2122	760	1029	2267	906	1068	2411	1051	1108
0.8	---	---	---	---	---	---	1294	313	899	1518	416	936	1741	519	973	1920	647	1013	2099	776	1054	2246	920	1090	2392	1064	1127
0.9	---	---	---	---	---	---	1249	327	937	1478	432	974	1706	537	1010	1891	663	1043	2076	790	1077	2221	934	1113	2366	1078	1150
1.0	---	---	---	---	---	---	1193	343	980	1437	446	1008	1680	549	1036	1867	676	1067	2053	803	1098	2200	945	1132	2347	1087	1166
1.1	---	---	---	---	---	---	---	---	---	---	---	---	1649	562	1066	1834	691	1097	2019	821	1129	2164	961	1162	2308	1100	1194
1.2	---	---	---	---	---	---	---	---	---	---	---	---	---	---	1984	836	1157	2133	971	1184	2282	1106	1211	1211	1211	1211	1211

HORIZONTAL

External Static Press. in. w.g.	Percentage of Total Motor Torque																										
	20%			30%			40%			50%			60%			70%			80%			90%			100%		
	Cfm	Watts	RPM	Cfm	Watts	RPM	Cfm	Watts	RPM	Cfm	Watts	RPM	Cfm	Watts	RPM	Cfm	Watts	RPM	Cfm	Watts	RPM	Cfm	Watts	RPM	Cfm	Watts	RPM
0	1129	85	418	1343	146	512	1556	208	606	1740	306	679	1923	405	752	2084	530	812	2245	655	872	2377	807	927	2508	959	982
0.1	1063	88	464	1295	154	550	1527	220	635	1715	318	705	1903	417	776	2070	546	835	2237	675	895	2368	823	948	2498	972	1002
0.2	984	95	534	1234	166	607	1483	237	680	1681	335	743	1878	432	807	2046	562	863	2214	691	920	2347	842	971	2479	993	1023
0.3	917	103	606	1178	179	665	1438	255	724	1645	351	780	1852	447	836	2018	580	894	2183	712	952	2321	862	997	2459	1012	1043
0.4	862	112	681	1128	192	725	1393	272	768	1604	370	823	1814	468	878	1987	598	927	2160	728	975	2298	881	1021	2435	1034	1067
0.5	818	124	760	1091	204	779	1364	283	798	1576	383	851	1788	482	905	1963	612	951	2137	742	997	2274	898	1044	2410	1055	1090
0.6	---	---	---	---	---	---	1319	300	842	1541	398	886	1762	495	931	1934	628	979	2106	761	1026	2244	919	1071	2381	1076	1115
0.7	---	---	---	---	---	---	1274	317	885	1499	415	926	1724	513	967	1900	646	1010	2075	779	1054	2219	934	1093	2362	1089	1131
0.8	---	---	---	---	---	---	1245	328	914	1466	429	957	1686	531	1001	1865	663	1040	2044	796	1080	2188	951	1117	2332	1106	1154
0.9	---	---	---	---	---	---	1200	344	957	1424	446	995	1647	547	1032	1830	679	1069	2013	812	1105	2154	968	1143	2294	1124	1181
1.0	---	---	---	---	---	---	1155	360	1000	1382	461	1030	1609	563	1061	1796	695	1095	1983	826	1129	2124	980	1164	2264	1134	1200
1.1	---	---	---	---	---	---	---	---	---	---	---	---	1570	577	1087	1753	712	1124	1936	847	1162	2086	994	1189	2235	1141	1216
1.2	---	---	---	---	---	---	---	---	---	---	---	---	---	---	1905	859	1182	2041	1003	1213	2176	1146	1216	1216	1216	1216	1216

BLOWER DATA - BELT DRIVE - LCH 3 TON

BLOWER TABLE INCLUDES RESISTANCE FOR BASE UNIT ONLY WITH DRY INDOOR COIL AND AIR FILTERS IN PLACE.

FOR ALL UNITS ADD:

1 - Any factory installed options air resistance (heat section, economizer, etc.).

2 - Any field installed accessories air resistance (duct resistance, diffuser, etc.).

See Page 42 and 43 for blower motors and drives and wet coil and options/accessory air resistance data.

DOWNFLOW

Air Volume (cfm)	External Static (in.w.g.)																			
	0.10		0.20		0.30		0.40		0.50		0.60		0.70		0.80		0.9		1.0	
	RPM	BHP	RPM	BHP	RPM	BHP	RPM	BHP	RPM	BHP	RPM	BHP	RPM	BHP	RPM	BHP	RPM	BHP	RPM	BHP
700	447	0.09	517	0.12	589	0.15	663	0.17	739	0.19	815	0.2	883	0.23	938	0.25	988	0.27	1039	0.29
800	465	0.1	534	0.14	605	0.17	678	0.19	753	0.21	825	0.23	890	0.25	946	0.27	996	0.3	1047	0.32
900	486	0.12	554	0.16	623	0.2	695	0.22	767	0.23	836	0.25	897	0.28	953	0.3	1004	0.33	1055	0.35
1000	508	0.15	576	0.19	643	0.22	713	0.24	783	0.26	848	0.28	907	0.3	961	0.33	1011	0.36	1062	0.38
1100	533	0.18	599	0.22	665	0.25	733	0.27	800	0.28	863	0.31	919	0.34	971	0.36	1020	0.39	1070	0.41
1200	560	0.21	625	0.25	689	0.28	755	0.3	820	0.32	879	0.34	932	0.37	983	0.4	1031	0.43	1079	0.45
1300	591	0.24	654	0.28	716	0.31	779	0.33	841	0.35	897	0.38	948	0.41	996	0.44	1044	0.47	1091	0.49
1400	631	0.26	690	0.3	748	0.34	807	0.36	864	0.39	916	0.42	964	0.46	1011	0.49	1058	0.51	1105	0.54

Air Volume (cfm)	External Static (in.w.g.)																			
	1.1		1.2		1.3		1.4		1.5		1.6		1.7		1.8		1.9		2.0	
	RPM	BHP	RPM	BHP	RPM	BHP	RPM	BHP	RPM	BHP	RPM	BHP	RPM	BHP	RPM	BHP	RPM	BHP	RPM	BHP
700	1088	0.31	---	---	---	---	---	---	---	---	---	---	---	---	---	---	---	---	---	---
800	1098	0.34	1144	0.36	1185	0.39	1224	0.42	---	---	---	---	---	---	---	---	---	---	---	---
900	1106	0.37	1152	0.4	1193	0.43	1232	0.46	1269	0.49	1305	0.52	1340	0.55	1376	0.59	---	---	---	---
1000	1111	0.41	1157	0.43	1199	0.47	1238	0.5	1276	0.53	1311	0.56	1347	0.6	1382	0.63	1417	0.67	1452	0.7
1100	1118	0.44	1163	0.47	1206	0.51	1245	0.54	1282	0.58	1318	0.61	1353	0.65	1388	0.68	1423	0.72	1458	0.75
1200	1127	0.48	1171	0.52	1213	0.55	1252	0.59	1289	0.62	1324	0.66	1358	0.7	1393	0.73	1428	0.77	1463	0.81
1300	1137	0.53	1181	0.56	1221	0.6	1259	0.64	1296	0.68	1330	0.71	1364	0.75	1398	0.78	1432	0.82	1467	0.86
1400	1150	0.57	1191	0.61	1231	0.65	1268	0.69	1303	0.73	1337	0.77	1371	0.8	1404	0.84	1437	0.88	1473	0.91

BLOWER DATA - BELT DRIVE - LCH 3 TON

BLOWER TABLE INCLUDES RESISTANCE FOR BASE UNIT ONLY WITH DRY INDOOR COIL AND AIR FILTERS IN PLACE.

FOR ALL UNITS ADD:

1 - Any factory installed options air resistance (heat section, economizer, etc.).

2 - Any field installed accessories air resistance (duct resistance, diffuser, etc.).

See Page 42 and 43 for blower motors and drives and wet coil and options/accessory air resistance data.

HORIZONTAL

Air Volume (cfm)	External Static (in.w.g.)																			
	0.10		0.20		0.30		0.40		0.50		0.60		0.70		0.80		0.9		1.0	
	RPM	BHP	RPM	BHP	RPM	BHP	RPM	BHP	RPM	BHP	RPM	BHP	RPM	BHP	RPM	BHP	RPM	BHP	RPM	BHP
700	445	0.08	516	0.11	591	0.13	670	0.15	753	0.16	820	0.19	870	0.22	918	0.24	969	0.27	1021	0.29
800	463	0.09	534	0.12	608	0.14	685	0.16	766	0.18	830	0.21	878	0.24	926	0.27	977	0.29	1030	0.32
900	485	0.11	554	0.14	627	0.16	703	0.18	780	0.21	841	0.23	888	0.27	935	0.3	986	0.32	1039	0.35
1000	509	0.13	578	0.16	649	0.19	722	0.21	796	0.23	854	0.26	900	0.29	947	0.33	997	0.35	1048	0.38
1100	537	0.16	605	0.19	674	0.21	744	0.24	813	0.26	868	0.29	913	0.33	959	0.36	1008	0.39	1059	0.41
1200	567	0.19	633	0.22	700	0.24	768	0.27	833	0.3	884	0.33	928	0.37	974	0.4	1022	0.43	1071	0.45
1300	599	0.22	664	0.25	729	0.28	793	0.3	853	0.33	902	0.37	945	0.41	990	0.44	1037	0.47	1085	0.5
1400	634	0.26	697	0.29	758	0.31	819	0.34	875	0.38	921	0.42	964	0.46	1008	0.49	1054	0.52	1100	0.54

Air Volume (cfm)	External Static (in.w.g.)																			
	1.1		1.2		1.3		1.4		1.5		1.6		1.7		1.8		1.9		2.0	
	RPM	BHP	RPM	BHP	RPM	BHP	RPM	BHP	RPM	BHP	RPM	BHP	RPM	BHP	RPM	BHP	RPM	BHP	RPM	BHP
700	1071	0.32	---	---	---	---	---	---	---	---	---	---	---	---	---	---	---	---	---	---
800	1082	0.34	1128	0.37	1169	0.4	1205	0.42	---	---	---	---	---	---	---	---	---	---	---	---
900	1090	0.37	1137	0.4	1177	0.43	1214	0.46	1248	0.49	1280	0.51	1310	0.54	1340	0.57	---	---	---	---
1000	1098	0.41	1143	0.44	1184	0.47	1221	0.5	1255	0.53	1287	0.56	1318	0.59	1347	0.61	1377	0.64	1406	0.67
1100	1107	0.44	1150	0.47	1191	0.51	1228	0.54	1263	0.57	1295	0.6	1325	0.63	1355	0.66	1384	0.69	1413	0.72
1200	1117	0.48	1160	0.52	1200	0.55	1237	0.59	1271	0.62	1303	0.66	1334	0.69	1363	0.72	1392	0.75	1420	0.78
1300	1130	0.53	1171	0.57	1210	0.6	1246	0.64	1280	0.68	1312	0.71	1342	0.74	1372	0.78	1400	0.81	1429	0.84
1400	1144	0.58	1183	0.62	1221	0.66	1256	0.7	1290	0.73	1321	0.77	1352	0.8	1381	0.84	1410	0.87	1439	0.9

BLOWER DATA - BELT DRIVE - LCH 4 TON

BLOWER TABLE INCLUDES RESISTANCE FOR BASE UNIT ONLY WITH DRY INDOOR COIL AND AIR FILTERS IN PLACE.

FOR ALL UNITS ADD:

1 - Any factory installed options air resistance (heat section, economizer, etc.).

2 - Any field installed accessories air resistance (duct resistance, diffuser, etc.).

See Page 42 and 43 for blower motors and drives and wet coil and options/accessory air resistance data.

DOWNFLOW

Air Volume (cfm)	External Static (in.w.g.)																			
	0.10		0.20		0.30		0.40		0.50		0.60		0.70		0.80		0.9		1.0	
	RPM	BHP	RPM	BHP	RPM	BHP	RPM	BHP	RPM	BHP	RPM	BHP	RPM	BHP	RPM	BHP	RPM	BHP	RPM	BHP
900	496	0.13	568	0.16	640	0.18	711	0.2	779	0.22	844	0.25	905	0.28	960	0.3	1010	0.33	1061	0.35
1000	521	0.15	592	0.18	662	0.2	731	0.23	796	0.25	858	0.28	916	0.31	969	0.34	1019	0.36	1069	0.38
1100	548	0.18	618	0.21	686	0.23	752	0.25	814	0.28	873	0.31	929	0.34	980	0.37	1029	0.39	1078	0.42
1200	577	0.21	646	0.24	712	0.26	775	0.29	834	0.31	890	0.35	943	0.38	993	0.41	1041	0.43	1089	0.46
1300	611	0.24	677	0.27	740	0.3	800	0.32	856	0.35	909	0.39	959	0.42	1007	0.45	1055	0.47	1102	0.5
1400	654	0.26	713	0.29	771	0.33	826	0.36	878	0.39	928	0.43	976	0.47	1023	0.49	1070	0.52	1117	0.55
1500	698	0.28	751	0.32	802	0.36	852	0.4	901	0.44	948	0.48	995	0.51	1041	0.54	1088	0.57	1133	0.6
1600	738	0.32	785	0.36	831	0.41	878	0.45	923	0.49	969	0.53	1014	0.57	1061	0.59	1107	0.62	1151	0.66
1700	773	0.36	816	0.41	859	0.46	903	0.51	947	0.55	991	0.58	1036	0.62	1082	0.65	1128	0.68	1169	0.72
1800	803	0.42	844	0.47	886	0.52	929	0.57	972	0.61	1016	0.64	1060	0.68	1106	0.71	1150	0.74	1189	0.79
1900	831	0.48	872	0.54	915	0.59	957	0.63	1000	0.67	1043	0.71	1087	0.74	1131	0.78	1173	0.81	1208	0.86

Air Volume (cfm)	External Static (in.w.g.)																			
	1.1		1.2		1.3		1.4		1.5		1.6		1.7		1.8		1.9		2.0	
	RPM	BHP	RPM	BHP	RPM	BHP	RPM	BHP	RPM	BHP	RPM	BHP	RPM	BHP	RPM	BHP	RPM	BHP	RPM	BHP
900	1112	0.38	1157	0.4	1198	0.43	1236	0.46	1273	0.49	1309	0.52	1344	0.56	1380	0.59	---	---	---	---
1000	1119	0.41	1164	0.44	1206	0.47	1244	0.5	1281	0.54	1317	0.57	1352	0.6	1387	0.64	1422	0.67	1458	0.71
1100	1126	0.45	1171	0.48	1213	0.51	1252	0.55	1288	0.58	1324	0.62	1359	0.65	1394	0.69	1429	0.72	1464	0.76
1200	1136	0.49	1180	0.52	1221	0.56	1259	0.6	1296	0.63	1331	0.67	1365	0.7	1400	0.74	1435	0.78	1471	0.81
1300	1148	0.53	1190	0.57	1230	0.61	1268	0.65	1304	0.68	1338	0.72	1372	0.76	1406	0.79	1440	0.83	1476	0.87
1400	1161	0.58	1202	0.62	1240	0.66	1277	0.7	1312	0.74	1346	0.78	1379	0.81	1412	0.85	1446	0.89	1482	0.92
1500	1175	0.64	1214	0.68	1252	0.72	1287	0.76	1321	0.8	1355	0.83	1387	0.87	1420	0.91	1454	0.95	1490	0.99
1600	1190	0.7	1228	0.74	1264	0.78	1298	0.82	1332	0.86	1364	0.9	1397	0.93	1430	0.97	1464	1.01	1499	1.06
1700	1206	0.76	1242	0.8	1277	0.84	1310	0.88	1343	0.92	1375	0.96	1407	1	1440	1.04	1475	1.09	1510	1.13
1800	1223	0.83	1257	0.87	1291	0.91	1324	0.95	1356	0.99	1388	1.03	1420	1.08	1453	1.12	1487	1.16	1523	1.21
1900	1240	0.91	1273	0.95	1306	0.99	1338	1.03	1369	1.07	1401	1.12	1433	1.16	1467	1.2	1501	1.25	1537	1.29

BLOWER DATA - BELT DRIVE - LCH 4 TON

BLOWER TABLE INCLUDES RESISTANCE FOR BASE UNIT ONLY WITH DRY INDOOR COIL AND AIR FILTERS IN PLACE.

FOR ALL UNITS ADD:

1 - Any factory installed options air resistance (heat section, economizer, etc.).

2 - Any field installed accessories air resistance (duct resistance, diffuser, etc.).

See Page 42 and 43 for blower motors and drives and wet coil and options/accessory air resistance data.

HORIZONTAL

Air Volume (cfm)	External Static (in.w.g.)																			
	0.10		0.20		0.30		0.40		0.50		0.60		0.70		0.80		0.9		1.0	
	RPM	BHP	RPM	BHP	RPM	BHP	RPM	BHP	RPM	BHP	RPM	BHP	RPM	BHP	RPM	BHP	RPM	BHP	RPM	BHP
900	493	0.12	564	0.14	637	0.17	712	0.19	788	0.21	847	0.24	894	0.27	942	0.3	993	0.33	1046	0.35
1000	520	0.14	589	0.17	660	0.19	733	0.21	805	0.24	861	0.27	907	0.3	954	0.33	1004	0.36	1056	0.38
1100	549	0.16	617	0.19	686	0.22	756	0.24	823	0.27	876	0.3	921	0.33	968	0.37	1017	0.39	1067	0.42
1200	582	0.19	648	0.22	714	0.25	781	0.27	843	0.3	893	0.34	938	0.37	984	0.41	1032	0.43	1081	0.46
1300	624	0.22	686	0.25	747	0.28	808	0.31	865	0.34	912	0.38	956	0.42	1001	0.45	1048	0.48	1096	0.5
1400	670	0.24	726	0.27	782	0.31	837	0.35	887	0.39	932	0.43	975	0.47	1020	0.5	1066	0.52	1112	0.55
1500	714	0.26	765	0.31	814	0.35	863	0.39	910	0.44	953	0.48	996	0.52	1041	0.55	1086	0.58	1130	0.61
1600	752	0.3	798	0.35	844	0.4	889	0.45	933	0.49	975	0.53	1018	0.57	1062	0.6	1107	0.63	1149	0.67
1700	785	0.35	827	0.4	871	0.46	914	0.51	957	0.55	999	0.59	1042	0.63	1085	0.66	1129	0.69	1169	0.73
1800	813	0.42	855	0.47	898	0.52	940	0.57	983	0.62	1025	0.66	1067	0.69	1110	0.72	1152	0.76	1190	0.8
1900	841	0.49	883	0.54	926	0.6	969	0.65	1011	0.69	1052	0.72	1094	0.76	1136	0.79	1176	0.83	1212	0.89

Air Volume (cfm)	External Static (in.w.g.)																			
	1.1		1.2		1.3		1.4		1.5		1.6		1.7		1.8		1.9		2.0	
	RPM	BHP	RPM	BHP	RPM	BHP	RPM	BHP	RPM	BHP	RPM	BHP	RPM	BHP	RPM	BHP	RPM	BHP	RPM	BHP
900	1097	0.38	1142	0.41	1182	0.43	1218	0.46	1252	0.49	1284	0.52	1314	0.55	1344	0.57	---	---	---	---
1000	1105	0.41	1149	0.44	1190	0.47	1226	0.5	1260	0.53	1292	0.56	1322	0.59	1352	0.62	1381	0.65	1410	0.68
1100	1115	0.45	1158	0.48	1198	0.51	1235	0.55	1269	0.58	1301	0.61	1331	0.64	1360	0.67	1389	0.7	1418	0.73
1200	1126	0.49	1168	0.53	1208	0.56	1244	0.6	1278	0.63	1309	0.66	1340	0.69	1369	0.72	1398	0.75	1426	0.78
1300	1140	0.54	1180	0.57	1218	0.61	1254	0.65	1287	0.68	1319	0.72	1349	0.75	1378	0.78	1407	0.81	1436	0.84
1400	1154	0.59	1193	0.63	1230	0.67	1265	0.7	1298	0.74	1330	0.78	1360	0.81	1389	0.85	1418	0.88	1447	0.91
1500	1170	0.65	1208	0.69	1244	0.73	1278	0.77	1310	0.8	1341	0.84	1371	0.88	1401	0.91	1430	0.95	1459	0.98
1600	1187	0.71	1223	0.75	1258	0.79	1291	0.83	1323	0.87	1354	0.91	1384	0.95	1414	0.99	1443	1.02	1474	1.06
1700	1204	0.78	1240	0.82	1274	0.86	1306	0.9	1338	0.95	1369	0.99	1399	1.03	1429	1.06	1459	1.1	1490	1.14
1800	1223	0.85	1258	0.9	1291	0.94	1323	0.99	1354	1.03	1385	1.07	1415	1.11	1445	1.15	1476	1.19	1507	1.23
1900	1243	0.94	1277	0.99	1309	1.03	1341	1.08	1372	1.12	1402	1.16	1433	1.2	1464	1.24	1495	1.28	1527	1.32

BLOWER DATA - BELT DRIVE - LCH 5 TON

BLOWER TABLE INCLUDES RESISTANCE FOR BASE UNIT ONLY WITH DRY INDOOR COIL AND AIR FILTERS IN PLACE.

FOR ALL UNITS ADD:

1 - Any factory installed options air resistance (heat section, economizer, etc.).

2 - Any field installed accessories air resistance (duct resistance, diffuser, etc.).

See Page 42 and 43 for blower motors and drives and wet coil and options/accessory air resistance data.

DOWNFLOW

Air Volume (cfm)	External Static (in.w.g.)																			
	0.10		0.20		0.30		0.40		0.50		0.60		0.70		0.80		0.9		1.0	
	RPM	BHP	RPM	BHP	RPM	BHP	RPM	BHP	RPM	BHP	RPM	BHP	RPM	BHP	RPM	BHP	RPM	BHP	RPM	BHP
1100	512	0.15	571	0.19	630	0.23	690	0.26	770	0.26	854	0.26	922	0.27	970	0.30	1006	0.35	1045	0.39
1200	535	0.18	593	0.22	651	0.26	710	0.29	788	0.30	868	0.30	933	0.31	978	0.34	1013	0.38	1053	0.42
1300	559	0.22	616	0.26	674	0.29	732	0.32	807	0.34	883	0.34	944	0.35	987	0.38	1022	0.42	1062	0.46
1400	584	0.26	641	0.29	698	0.33	755	0.36	827	0.37	899	0.38	956	0.40	997	0.43	1033	0.47	1072	0.51
1500	615	0.29	671	0.33	726	0.36	782	0.39	850	0.41	917	0.42	970	0.44	1009	0.47	1045	0.52	1085	0.56
1600	665	0.30	716	0.34	768	0.38	819	0.41	879	0.44	937	0.46	985	0.49	1022	0.52	1059	0.57	1098	0.61
1700	723	0.31	768	0.35	814	0.39	860	0.43	910	0.47	959	0.50	1001	0.54	1037	0.58	1074	0.62	1113	0.66
1800	779	0.32	818	0.37	857	0.41	897	0.46	939	0.50	980	0.55	1018	0.59	1054	0.64	1091	0.68	1129	0.72
1900	826	0.36	859	0.41	894	0.45	928	0.50	964	0.56	1000	0.61	1036	0.66	1072	0.70	1109	0.75	1146	0.79
2000	857	0.42	889	0.47	920	0.52	952	0.57	986	0.62	1020	0.68	1055	0.73	1091	0.77	1128	0.82	1164	0.86
2100	878	0.49	909	0.54	940	0.59	973	0.64	1006	0.70	1041	0.75	1076	0.80	1112	0.85	1148	0.89	1185	0.93
2200	897	0.55	929	0.61	961	0.66	994	0.72	1028	0.78	1063	0.83	1099	0.89	1134	0.93	1170	0.97	1206	1.01
2300	918	0.62	950	0.68	983	0.74	1017	0.80	1052	0.86	1087	0.92	1122	0.97	1157	1.02	1193	1.06	1228	1.09
2400	941	0.70	974	0.77	1008	0.83	1042	0.90	1077	0.96	1111	1.01	1146	1.06	1181	1.11	1216	1.15	1250	1.19
Air Volume (cfm)	External Static (in.w.g.)																			
	1.1		1.2		1.3		1.4		1.5		1.6		1.7		1.8		1.9		2.0	
	RPM	BHP	RPM	BHP	RPM	BHP	RPM	BHP	RPM	BHP	RPM	BHP	RPM	BHP	RPM	BHP	RPM	BHP	RPM	BHP
1100	1089	0.43	1134	0.46	---	---	---	---	---	---	---	---	---	---	---	---	---	---	---	---
1200	1095	0.46	1139	0.50	1186	0.53	1230	0.57	1266	0.60	---	---	---	---	---	---	---	---	---	---
1300	1104	0.50	1146	0.54	1192	0.57	1234	0.60	1269	0.64	1301	0.68	1334	0.71	1367	0.75	---	---	---	---
1400	1114	0.55	1155	0.58	1199	0.61	1240	0.65	1275	0.68	1305	0.72	1338	0.76	1372	0.80	1406	0.83	1440	0.87
1500	1125	0.60	1165	0.63	1208	0.66	1248	0.69	1281	0.73	1311	0.77	1344	0.81	1378	0.85	1412	0.89	1446	0.92
1600	1138	0.65	1177	0.68	1218	0.71	1257	0.75	1290	0.79	1319	0.83	1352	0.87	1385	0.91	1418	0.95	1452	0.98
1700	1152	0.70	1190	0.74	1231	0.77	1268	0.80	1299	0.84	1328	0.89	1360	0.93	1393	0.97	1426	1.01	1459	1.05
1800	1167	0.76	1205	0.80	1244	0.83	1280	0.87	1310	0.91	1338	0.95	1370	0.99	1402	1.04	1434	1.08	1466	1.11
1900	1183	0.82	1221	0.86	1260	0.90	1294	0.94	1323	0.98	1349	1.02	1380	1.07	1412	1.11	1443	1.15	1475	1.19
2000	1201	0.89	1239	0.93	1276	0.97	1310	1.01	1336	1.06	1362	1.10	1392	1.15	1423	1.19	1454	1.23	1485	1.27
2100	1221	0.97	1258	1.01	1294	1.05	1325	1.09	1351	1.14	1376	1.19	1406	1.23	1436	1.27	1466	1.31	1497	1.35
2200	1242	1.05	1277	1.09	1311	1.14	1341	1.18	1365	1.23	1390	1.28	1420	1.32	1450	1.36	1480	1.41	1510	1.45
2300	1262	1.14	1295	1.19	1327	1.24	1355	1.29	1380	1.33	1406	1.37	1435	1.42	1465	1.46	1494	1.50	1524	1.54
2400	1282	1.24	1313	1.30	1343	1.36	1371	1.40	1396	1.44	1423	1.48	1452	1.52	1481	1.56	1510	1.60	1540	1.64

BLOWER DATA - BELT DRIVE - LCH 5 TON

BLOWER TABLE INCLUDES RESISTANCE FOR BASE UNIT ONLY WITH DRY INDOOR COIL AND AIR FILTERS IN PLACE.

FOR ALL UNITS ADD:

1 - Any factory installed options air resistance (heat section, economizer, etc.).

2 - Any field installed accessories air resistance (duct resistance, diffuser, etc.).

See Page 42 and 43 for blower motors and drives and wet coil and options/accessory air resistance data.

HORIZONTAL

Air Volume (cfm)	External Static (in.w.g.)																			
	0.10		0.20		0.30		0.40		0.50		0.60		0.70		0.80		0.9		1.0	
	RPM	BHP	RPM	BHP	RPM	BHP	RPM	BHP	RPM	BHP	RPM	BHP	RPM	BHP	RPM	BHP	RPM	BHP	RPM	BHP
1100	509	0.15	562	0.18	624	0.20	691	0.22	771	0.24	852	0.25	919	0.28	970	0.31	1010	0.35	1049	0.38
1200	535	0.18	589	0.21	650	0.23	715	0.25	792	0.27	869	0.29	932	0.32	980	0.35	1019	0.38	1058	0.42
1300	564	0.21	618	0.24	678	0.27	741	0.29	815	0.31	887	0.33	946	0.36	991	0.39	1030	0.43	1068	0.47
1400	604	0.24	657	0.27	715	0.30	775	0.33	842	0.35	908	0.37	962	0.40	1004	0.43	1042	0.47	1080	0.51
1500	656	0.26	706	0.30	760	0.33	814	0.36	874	0.39	931	0.41	979	0.45	1019	0.48	1056	0.53	1094	0.57
1600	712	0.29	758	0.32	807	0.36	855	0.39	906	0.43	955	0.46	997	0.50	1035	0.54	1071	0.58	1109	0.62
1700	766	0.32	808	0.36	850	0.40	892	0.44	936	0.47	978	0.51	1016	0.56	1052	0.60	1088	0.64	1126	0.68
1800	814	0.36	851	0.40	888	0.44	925	0.49	963	0.53	1000	0.57	1035	0.62	1071	0.66	1107	0.70	1143	0.74
1900	853	0.41	886	0.46	919	0.50	952	0.55	986	0.60	1021	0.64	1056	0.69	1091	0.73	1126	0.77	1163	0.81
2000	883	0.48	913	0.53	944	0.57	976	0.62	1009	0.67	1043	0.71	1078	0.76	1112	0.80	1148	0.84	1183	0.88
2100	906	0.56	936	0.60	967	0.65	999	0.70	1033	0.75	1067	0.79	1101	0.84	1135	0.88	1170	0.92	1206	0.96
2200	930	0.64	960	0.68	991	0.73	1024	0.78	1058	0.83	1092	0.88	1126	0.92	1160	0.96	1195	1.00	1230	1.04
2300	954	0.72	985	0.77	1017	0.82	1051	0.87	1085	0.92	1119	0.96	1152	1.00	1186	1.04	1220	1.08	1254	1.13
2400	981	0.81	1013	0.86	1046	0.91	1079	0.96	1113	1.00	1146	1.05	1180	1.09	1213	1.13	1245	1.18	1278	1.22

Air Volume (cfm)	External Static (in.w.g.)																			
	1.1		1.2		1.3		1.4		1.5		1.6		1.7		1.8		1.9		2.0	
	RPM	BHP	RPM	BHP	RPM	BHP	RPM	BHP	RPM	BHP	RPM	BHP	RPM	BHP	RPM	BHP	RPM	BHP	RPM	BHP
1100	1091	0.42	1134	0.45	1176	0.48	1218	0.51	1258	0.54	1297	0.57	1335	0.59	---	---	---	---	---	---
1200	1099	0.46	1141	0.49	1182	0.52	1223	0.55	1263	0.58	1302	0.61	1339	0.64	1376	0.67	1410	0.70	1444	0.72
1300	1108	0.50	1149	0.53	1190	0.56	1230	0.59	1270	0.63	1308	0.66	1345	0.70	1381	0.73	1415	0.75	1449	0.78
1400	1120	0.55	1160	0.58	1200	0.61	1240	0.65	1278	0.68	1315	0.72	1352	0.75	1387	0.78	1421	0.81	1454	0.84
1500	1133	0.60	1172	0.63	1212	0.67	1250	0.70	1288	0.74	1324	0.77	1360	0.81	1394	0.84	1428	0.87	1460	0.90
1600	1147	0.66	1186	0.69	1225	0.72	1263	0.76	1299	0.80	1334	0.83	1369	0.87	1402	0.90	1435	0.94	1467	0.96
1700	1164	0.72	1202	0.75	1240	0.78	1276	0.82	1311	0.86	1345	0.90	1379	0.93	1411	0.97	1443	1.00	1475	1.03
1800	1181	0.78	1219	0.81	1256	0.85	1291	0.89	1324	0.93	1357	0.97	1390	1.00	1421	1.04	1453	1.07	1483	1.10
1900	1200	0.85	1237	0.88	1273	0.92	1306	0.96	1339	1.00	1371	1.04	1402	1.08	1433	1.11	1463	1.15	1493	1.18
2000	1220	0.92	1257	0.96	1291	1.00	1323	1.04	1354	1.08	1385	1.12	1416	1.16	1446	1.20	1476	1.23	1505	1.26
2100	1242	1.00	1277	1.04	1310	1.08	1340	1.13	1371	1.17	1401	1.21	1431	1.25	1460	1.29	1489	1.32	1519	1.36
2200	1265	1.08	1299	1.13	1330	1.18	1359	1.23	1388	1.27	1418	1.31	1447	1.35	1476	1.39	1504	1.42	1533	1.45
2300	1288	1.17	1320	1.23	1350	1.28	1378	1.34	1406	1.38	1435	1.42	1464	1.46	1492	1.50	1521	1.53	1549	1.56
2400	1311	1.28	1341	1.33	1370	1.40	1397	1.45	1425	1.50	1454	1.54	1482	1.57	1510	1.61	1538	1.64	1567	1.67

BLOWER DATA - BELT DRIVE - LCH 6 TON

BLOWER TABLE INCLUDES RESISTANCE FOR BASE UNIT ONLY WITH DRY INDOOR COIL AND AIR FILTERS IN PLACE.

FOR ALL UNITS ADD:

1 - Any factory installed options air resistance (heat section, economizer, etc.).

2 - Any field installed accessories air resistance (duct resistance, diffuser, etc.).

See Page 42 and 43 for blower motors and drives and wet coil and options/accessory air resistance data.

DOWNFLOW

Air Volume (cfm)	External Static (in.w.g.)																			
	0.10		0.20		0.30		0.40		0.50		0.60		0.70		0.80		0.9		1.0	
	RPM	BHP	RPM	BHP	RPM	BHP	RPM	BHP	RPM	BHP	RPM	BHP	RPM	BHP	RPM	BHP	RPM	BHP	RPM	BHP
1900	480	0.38	512	0.44	545	0.51	579	0.57	614	0.63	648	0.7	683	0.76	719	0.83	752	0.89	781	0.95
2000	493	0.43	525	0.49	558	0.56	592	0.62	626	0.68	659	0.75	693	0.81	728	0.88	759	0.94	788	1
2100	507	0.48	539	0.54	572	0.61	605	0.67	639	0.74	671	0.8	704	0.86	737	0.93	768	0.99	795	1.04
2200	522	0.53	554	0.6	587	0.66	619	0.73	652	0.79	684	0.86	716	0.92	747	0.98	777	1.04	803	1.1
2300	537	0.59	569	0.65	602	0.72	634	0.79	666	0.85	697	0.91	728	0.98	758	1.04	786	1.1	812	1.15
2400	553	0.65	585	0.71	617	0.78	649	0.85	680	0.91	711	0.98	740	1.04	769	1.1	796	1.15	821	1.21
2500	570	0.71	602	0.78	633	0.84	665	0.91	695	0.97	725	1.04	753	1.1	781	1.16	807	1.22	832	1.27
2600	588	0.77	619	0.84	650	0.91	680	0.97	710	1.04	739	1.1	767	1.16	793	1.22	818	1.28	842	1.33
2700	607	0.84	637	0.91	667	0.97	697	1.04	726	1.11	753	1.17	780	1.23	806	1.29	830	1.35	854	1.4
2800	626	0.91	655	0.97	684	1.04	713	1.11	741	1.18	768	1.24	794	1.3	819	1.36	842	1.42	866	1.47
2900	646	0.98	674	1.05	702	1.11	730	1.18	757	1.25	783	1.32	808	1.38	832	1.44	855	1.49	878	1.54

Air Volume (cfm)	External Static (in.w.g.)																			
	1.1		1.2		1.3		1.4		1.5		1.6		1.7		1.8		1.9		2.0	
	RPM	BHP	RPM	BHP	RPM	BHP	RPM	BHP	RPM	BHP	RPM	BHP	RPM	BHP	RPM	BHP	RPM	BHP	RPM	BHP
1900	807	1	832	1.04	857	1.07	883	1.11	912	1.14	941	1.17	968	1.21	993	1.25	1017	1.29	1039	1.34
2000	813	1.04	838	1.08	862	1.12	889	1.15	917	1.19	945	1.22	972	1.26	997	1.3	1020	1.35	1042	1.4
2100	820	1.09	844	1.13	869	1.17	895	1.21	923	1.24	951	1.28	977	1.32	1001	1.36	1024	1.41	1046	1.46
2200	828	1.14	852	1.18	877	1.22	903	1.26	930	1.3	957	1.33	983	1.37	1006	1.42	1028	1.47	1050	1.53
2300	836	1.2	861	1.24	885	1.28	911	1.31	938	1.35	964	1.39	989	1.43	1012	1.48	1033	1.54	1054	1.6
2400	846	1.25	870	1.29	895	1.33	920	1.37	947	1.41	972	1.45	996	1.5	1018	1.55	1039	1.61	1059	1.67
2500	856	1.31	880	1.35	905	1.39	930	1.43	956	1.47	980	1.52	1003	1.57	1024	1.63	1044	1.69	1064	1.76
2600	866	1.38	891	1.42	915	1.46	940	1.5	965	1.54	988	1.59	1010	1.65	1031	1.71	1050	1.78	1069	1.84
2700	878	1.44	902	1.48	926	1.52	950	1.57	974	1.61	997	1.67	1018	1.73	1037	1.8	1056	1.87	1075	1.93
2800	889	1.51	913	1.55	937	1.59	961	1.64	984	1.69	1006	1.75	1026	1.82	1044	1.89	1063	1.96	1081	2.03
2900	902	1.58	925	1.63	949	1.67	972	1.72	994	1.78	1015	1.84	1034	1.91	1052	1.99	1069	2.06	1087	2.13

BLOWER DATA - BELT DRIVE - LCH 6 TON

BLOWER TABLE INCLUDES RESISTANCE FOR BASE UNIT ONLY WITH DRY INDOOR COIL AND AIR FILTERS IN PLACE.

FOR ALL UNITS ADD:

1 - Any factory installed options air resistance (heat section, economizer, etc.).

2 - Any field installed accessories air resistance (duct resistance, diffuser, etc.).

See Page 42 and 43 for blower motors and drives and wet coil and options/accessory air resistance data.

HORIZONTAL

Air Volume (cfm)	External Static (in.w.g.)																			
	0.10		0.20		0.30		0.40		0.50		0.60		0.70		0.80		0.9		1.0	
	RPM	BHP	RPM	BHP	RPM	BHP	RPM	BHP	RPM	BHP	RPM	BHP	RPM	BHP	RPM	BHP	RPM	BHP	RPM	BHP
1900	507	0.55	538	0.58	571	0.6	604	0.63	639	0.66	673	0.7	707	0.74	740	0.78	772	0.82	802	0.86
2000	522	0.59	554	0.62	586	0.64	620	0.67	653	0.71	687	0.74	720	0.78	752	0.82	783	0.87	812	0.91
2100	539	0.63	571	0.66	603	0.69	636	0.72	669	0.75	702	0.79	734	0.83	765	0.88	795	0.92	823	0.97
2200	557	0.68	588	0.71	620	0.74	652	0.77	685	0.81	717	0.84	748	0.89	778	0.93	807	0.98	834	1.03
2300	576	0.73	607	0.76	638	0.79	670	0.83	701	0.86	733	0.9	763	0.95	792	0.99	820	1.04	846	1.09
2400	596	0.79	626	0.82	657	0.85	688	0.89	718	0.92	749	0.96	778	1.01	806	1.06	833	1.11	858	1.16
2500	616	0.85	645	0.88	676	0.91	706	0.95	736	0.99	765	1.03	794	1.08	821	1.13	847	1.18	871	1.23
2600	636	0.91	665	0.94	695	0.98	724	1.02	754	1.06	782	1.1	809	1.15	836	1.2	861	1.25	885	1.3
2700	657	0.97	685	1.01	714	1.04	743	1.08	771	1.13	799	1.17	826	1.22	851	1.27	875	1.32	899	1.37
2800	677	1.03	706	1.07	734	1.11	762	1.16	790	1.2	816	1.25	842	1.3	867	1.35	890	1.4	913	1.45
2900	698	1.1	726	1.14	754	1.19	781	1.23	808	1.28	834	1.33	859	1.38	883	1.43	906	1.48	928	1.54

Air Volume (cfm)	External Static (in.w.g.)																			
	1.1		1.2		1.3		1.4		1.5		1.6		1.7		1.8		1.9		2.0	
	RPM	BHP	RPM	BHP	RPM	BHP	RPM	BHP	RPM	BHP	RPM	BHP	RPM	BHP	RPM	BHP	RPM	BHP	RPM	BHP
1900	830	0.91	857	0.95	883	0.99	910	1.04	937	1.09	964	1.13	991	1.18	1017	1.23	1042	1.28	1067	1.34
2000	839	0.96	865	1	891	1.05	917	1.09	944	1.14	970	1.19	996	1.24	1022	1.29	1047	1.34	1071	1.4
2100	849	1.02	874	1.06	900	1.11	926	1.15	952	1.2	978	1.25	1003	1.3	1028	1.35	1052	1.41	1075	1.46
2200	860	1.08	885	1.12	910	1.17	935	1.21	960	1.26	986	1.31	1010	1.36	1034	1.42	1058	1.48	1081	1.53
2300	871	1.14	895	1.19	920	1.23	945	1.28	969	1.33	994	1.38	1018	1.43	1042	1.49	1065	1.55	1087	1.61
2400	883	1.21	907	1.25	931	1.3	955	1.35	979	1.4	1003	1.45	1027	1.51	1050	1.57	1072	1.63	1094	1.69
2500	895	1.28	919	1.32	942	1.37	966	1.42	990	1.48	1013	1.53	1036	1.59	1059	1.65	1081	1.71	1102	1.78
2600	908	1.35	931	1.4	955	1.45	978	1.5	1001	1.56	1024	1.62	1046	1.68	1068	1.74	1089	1.8	1110	1.87
2700	922	1.43	945	1.48	967	1.53	990	1.59	1013	1.65	1035	1.71	1056	1.77	1078	1.84	1099	1.9	1119	1.96
2800	936	1.51	958	1.56	980	1.62	1003	1.68	1025	1.74	1046	1.8	1067	1.87	1088	1.93	1109	2	1129	2.06
2900	950	1.6	972	1.66	994	1.72	1016	1.78	1037	1.84	1058	1.91	1079	1.97	1099	2.04	1119	2.11	1139	2.17

BLOWER DATA -- LCH 60 Hz

BELT DRIVE KIT SPECIFICATIONS - 036-060

Model No.	Motor HP		No. of Speeds	Drive Kits and RPM Range					
	Nominal	Maximum		A01	A02	A03	A05	A06	A07
036	0.75	0.86	2	low 449-673 high 673-1010	---	---	---	---	---
	1	1.15	2	---	---	---	low 598-897 high 897-1346	---	---
048	0.75	0.86	2	---	low 497-673 high 745-1117	---	---	---	---
	2	2.3	2	---	---	---	---	low 714-953 high 1071-1429	---
060	1	1.15	2	---	---	low 555-833 high 833-1250	---	---	---
	2	2.3	2	---	---	---	---	---	low 808-1032 high 1212-1548

BELT DRIVE KIT SPECIFICATIONS - 072

Model No.	Motor HP		No. of Speeds			
	Nominal	Maximum		AA01	AA02	AA03
072	1	1.15	1	522-784	---	---
	2	2.3	1	---	632-875	798-1105

FACTORY INSTALLED OPTIONS/FIELD INSTALLED ACCESSORY AIR RESISTANCE - in. w.g.

Air Volume cfm	Wet Indoor Coil			Humiditrol Dehumidification Coil	Electric Heat	Economizer	Filters	
	036	048	060, 072				MERV 8	MERV 13

036-048 MODELS

800	0.01	0.01	---	0.00	0.01	0.04	0.04	0.05
1000	0.02	0.02	---	0.00	0.03	0.04	0.04	0.07
1200	0.03	0.04	---	0.01	0.06	0.04	0.04	0.07
1400	0.04	0.05	---	0.02	0.09	0.04	0.04	0.07
1600	0.05	0.06	---	0.03	0.12	0.04	0.04	0.07
1800	0.06	0.07	---	0.04	0.15	0.05	0.04	0.07
2000	0.08	0.09	---	0.04	0.18	0.05	0.05	0.08

060-072 MODELS

1000	---	---	0.02	0.00	0.01	0.04	0.03	0.05
1200	---	---	0.04	0.00	0.03	0.04	0.03	0.07
1400	---	---	0.05	0.01	0.06	0.04	0.04	0.07
1600	---	---	0.07	0.02	0.09	0.04	0.04	0.07
1800	---	---	0.08	0.02	0.12	0.05	0.05	0.07
2000	---	---	0.10	0.03	0.15	0.05	0.05	0.07
2200	---	---	0.11	0.04	0.18	0.05	0.05	0.08
2400	---	---	0.13	0.04	0.20	0.05	0.05	0.08
2600	---	---	0.15	0.05	0.22	0.06	0.05	0.08
2800	---	---	0.16	0.05	0.24	0.06	0.05	0.08
3000	---	---	0.18	0.06	0.28	0.06	0.05	0.08

POWER EXHAUST FAN PERFORMANCE

Return Air System Static Pressure in. w.g.	Air Volume Exhausted cfm	Return Air System Static Pressure in. w.g.	Air Volume Exhausted cfm
036-048 MODELS		060-072 MODELS	
0.00	2000	0.00	3175
0.05	1990	0.05	2955
0.10	1924	0.10	2685
0.15	1810	0.15	2410
0.20	1664	0.20	2165
0.25	1507	0.25	1920
0.30	1350	0.30	1420
0.35	1210	0.35	1200

BLOWER DATA -- LCH 60 Hz

CEILING DIFFUSERS AIR RESISTANCE (in. w.g.)

Air Volume cfm	RTD9-65 Step-Down Diffuser			FD9-65 Flush Diffuser	RTD11-95 Step-Down Diffuser			FD11-95 Flush Diffuser
	2 Ends Open	1 Side & 2 Ends Open	All Ends & Sides Open		2 Ends Open	1 Side & 2 Ends Open	All Ends & Sides Open	
800	0.15	0.13	0.11	0.11	---	---	---	---
1000	0.19	0.16	0.14	0.14	---	---	---	---
1200	0.25	0.20	0.17	0.17	---	---	---	---
1400	0.33	0.26	0.20	0.20	---	---	---	---
1600	0.43	0.32	0.20	0.24	---	---	---	---
1800	0.56	0.40	0.30	0.30	0.13	0.11	0.09	0.09
2000	0.73	0.50	0.36	0.36	0.15	0.13	0.11	0.10
2200	0.95	0.63	0.44	0.44	0.18	0.15	0.12	0.12
2400	---	----	---	---	0.21	0.18	0.15	0.14
2600	---	----	---	---	0.24	0.21	0.18	0.17
2800	---	----	---	---	0.27	0.24	0.21	0.20
3000	---	----	---	---	0.32	0.29	0.25	0.25

CEILING DIFFUSER AIR THROW DATA

Air Volume - cfm	¹ Effective Throw - ft.	
Model No.	RTD9-65	FD9-65
800	10 - 17	14 - 18
1000	10 - 17	15 - 20
1200	11 - 18	16 - 22
1400	12 - 19	17 - 24
1600	12 - 20	18 - 25
1800	13 - 21	20 - 28
2000	14 - 23	21 - 29
2200	16 - 25	22 - 30
Model No.	RTD11-95	FD11-95
2600	24 - 29	19 - 24
2800	25 - 30	20 - 28
3000	27 - 33	21 - 29

¹ Effective throw based on terminal velocities of 75 ft. per minute.

TC/KC/TH/KH 036-090FACTORY INSTALLED BELT DRIVE KIT SPECIFICATIONS

Motor hp		RPM Range							
Nominal	Maximum	Drive 1	Drive 2	Drive 3	Drive 4	Drive 5	Drive 6	Drive 7	Drive 8
1.5	1.7	673 - 1010	745 - 1117	833 - 1250	968 - 1340	897 - 1346	1071 - 1429	1212 - 1548	1193 - 1591
2	2.3								

*Using total air volume and system static pressure requirements determine from blower performance tables rpm and motor hp required. Maximum usable hp of motors furnished by Lennox are shown. In Canada, nominal motor hp is also maximum usable motor hp. If motors of comparable hp are used, be sure to keep within the service factor limitations outlined on the motor nameplate.

ADDITIONAL ACCESSORY AIR RESISTANCE

TC/KC/TH/KH OPTIONS / ACCESSORIES AIR RESISTANCE - in. w.g.

Air Volume cfm	Economizer	Electric Heat
800	0.04	0.01
1000	0.04	0.03
1200	0.04	0.06
1400	0.04	0.09
1600	0.04	0.12
1800	0.05	0.15
2000	0.05	0.18
2200	0.05	0.20
2400	0.05	0.22
2600	0.06	0.24
2800	0.06	0.26
3000	0.06	0.28

OPTIONS / ACCESSORIES AIR RESISTANCE FOR KC 090 MODELS - in. w.g.

Air Volume cfm	Economizer	Electric Heat	Wet Indoor Coil
2400	0.05	0.22	0.08
2600	0.06	0.24	0.09
2800	0.06	0.26	0.10
3000	0.06	0.28	0.11
3200	0.06	0.30	0.12
3400	0.06	0.31	0.14
3600	0.06	0.32	0.15
3800	0.07	0.33	0.16
4000	0.07	0.34	0.18

TC/KC/TH/KH CEILING DIFFUSERS AIR RESISTANCE (in. w.g.)

Air Volume cfm	RTD9-65 Step-Down Diffuser			FD9-65 Flush Diffuser	RTD11-95 Step-Down Diffuser			FD11-95 Flush Diffuser
	2 Ends Open	1 Side & 2 Ends Open	All Ends & Sides Open		2 Ends Open	1 Side & 2 Ends Open	All Ends & Sides Open	
800	0.15	0.13	0.11	0.11	---	---	---	---
1000	0.19	0.16	0.14	0.14	---	---	---	---
1200	0.25	0.20	0.17	0.17	---	---	---	---
1400	0.33	0.26	0.20	0.20	---	---	---	---
1600	0.43	0.32	0.20	0.24	---	---	---	---
1800	0.56	0.40	0.30	0.30	0.13	0.11	0.09	0.09
2000	0.73	0.50	0.36	0.36	0.15	0.13	0.11	0.10
2200	0.95	0.63	0.44	0.44	0.18	0.15	0.12	0.12
2400	---	---	---	---	0.21	0.18	0.15	0.14
2600	---	---	---	---	0.24	0.21	0.18	0.17
2800	---	---	---	---	0.27	0.24	0.21	0.20
3000	---	---	---	---	0.32	0.29	0.25	0.25

BLOWER DATA -- LCH 50 Hz
BELT DRIVE KIT SPECIFICATIONS - 036-060

Model No.	Motor kW		Motor HP		No. of Speeds	Drive Kits and rev/min Range					
	Nom.	Max.	Nom.	Max.		A01	A02	A03	A05	A06	A07
036	0.47	0.54	0.63	0.72	2	low 374-561 high 561-842	---	---	---	---	---
	0.62	0.71	0.83	0.95	2	---	---	---	low 498-748 high 748-1122	---	---
048	0.47	0.54	0.63	0.72	2	---	low 414-621 high 621-931	---	---	---	---
	1.24	1.42	1.66	1.91	2	---	---	---	---	low 595-794 high 893-1191	---
060	0.62	0.71	0.83	0.95	2	---	---	low 463-694 high 694-1042	---	---	---
	1.24	1.42	1.66	1.91	2	---	---	---	---	---	low 673-860 high 1010-1290

BELT DRIVE KIT SPECIFICATIONS - 072

Model No.	Motor kW		Motor HP		No. of Speeds			
	Nom.	Max.	Nom.	Max.		AA01	AA02	AA03
072	1.5	1.7	2	2.3	1	435-653	527-729	665-921

FACTORY INSTALLED OPTIONS/FIELD INSTALLED ACCESSORY AIR RESISTANCE

036-048 MODELS

Air Volume		Wet Indoor Coil				Humiditrol Dehumidification Coil		Electric Heat		Economizer		Filters			
		036		048								MERV 8		MERV 13	
L/s	cfm	Pa	in. w.g.	Pa	in. w.g.	Pa	in. w.g.	Pa	in. w.g.	Pa	in. w.g.	Pa	in. w.g.	Pa	in. w.g.
380	800	2	0.01	2	0.01	0	0.00	2	0.01	10	0.04	10	0.04	12	0.05
470	1000	5	0.02	5	0.02	0	0.00	7	0.03	10	0.04	10	0.04	17	0.07
565	1200	7	0.03	10	0.04	2	0.01	15	0.06	10	0.04	10	0.04	17	0.07
660	1400	10	0.04	12	0.05	5	0.02	22	0.09	10	0.04	10	0.04	17	0.07
755	1600	12	0.05	15	0.06	7	0.03	30	0.12	10	0.04	10	0.04	17	0.07
850	1800	15	0.06	17	0.07	10	0.04	37	0.15	12	0.05	10	0.04	17	0.07
945	2000	20	0.08	22	0.09	10	0.04	45	0.18	12	0.05	12	0.05	20	0.08

60-072 MODELS

Air Volume		Wet Indoor Coil		Humiditrol Dehumidification Coil		Electric Heat		Economizer		Filters			
										MERV 8		MERV 13	
L/s	cfm	Pa	in. w.g.	Pa	in. w.g.	Pa	in. w.g.	Pa	in. w.g.	Pa	in. w.g.	Pa	in. w.g.
470	1000	2	0.01	0	0.00	2	0.01	10	0.04	7	0.03	12	0.05
565	1200	5	0.02	0	0.00	7	0.03	10	0.04	7	0.03	17	0.07
660	1400	7	0.03	2	0.01	15	0.06	10	0.04	10	0.04	17	0.07
755	1600	10	0.04	5	0.02	22	0.09	10	0.04	10	0.04	17	0.07
850	1800	12	0.05	5	0.02	30	0.12	12	0.05	12	0.05	17	0.07
945	2000	15	0.06	7	0.03	37	0.15	12	0.05	12	0.05	17	0.07
1040	2200	17	0.07	10	0.04	45	0.18	12	0.05	12	0.05	20	0.08
1135	2400	20	0.08	10	0.04	50	0.20	12	0.05	12	0.05	20	0.08
1225	2600	22	0.09	12	0.05	55	0.22	15	0.06	12	0.05	20	0.08
1321	2800	25	0.10	12	0.05	60	0.24	15	0.06	12	0.05	20	0.08
1416	3000	30	0.12	15	0.06	70	0.28	15	0.06	12	0.05	20	0.08

BLOWER DATA -- KCA 50 Hz

BELT DRIVE KIT SPECIFICATIONS

Model No.	Motor kW (hp)		Drive Kits and Rev/Min Range							
	Nominal	Maximum	A01	A02	A03	A05	A06	A07	A08	A09
036-072	1.5 (2)	1.7 (2.3)	561 - 842	621 - 931	694 - 1042	748 - 1122	893 - 1191	1010 - 1290	994 - 1326	1193 - 1594
Model No.	Motor kW (hp)		Drive Kits and Rev/Min Range							
	Nominal	Maximum	AA03	AA04	AA05					
090	1.5 (2)	1.7 (2.3)	665 - 921	768 - 1023	---					
	2.2 (3)	2.57 (3.45)	---	---	921 - 1177					

NOTE - Using total air volume and system static pressure requirements determine from blower performance tables rev/min. and motor kW required. Maximum usable kW of motors furnished are shown. If motors of comparable kW are used, be sure to keep within the service factor limitations outlined on the motor nameplate.

POWER EXHAUST FANS PERFORMANCE

Return Air System Static Pressure		Air Volume Exhausted											
		T1PWRE10A						T1PWRE10N					
		Low		Medium		High		Low		Medium		High	
Pa	in. w.g.	L/s	cfm	L/s	cfm	L/s	cfm	L/s	cfm	L/s	cfm	L/s	cfm
0	0	510	1085	515	1085	510	1080	1525	3235	1625	3445	1705	3615
25	0.1	410	865	415	875	415	880	1280	2710	1395	2960	1475	3130
50	0.2	315	670	320	675	320	675	855	1810	1185	2510	1275	2700
75	0.3	235	495	230	490	230	485	865	1835	9985	2085	1090	2310
100	0.4	160	335	155	335	160	340	665	1405	790	1675	915	1935
125	0.5	95	200	100	210	120	250	440	935	595	1260	740	1570
150	0.6	35	75	65	135	115	240	185	390	390	825	555	1180

OPTIONS / ACCESSORIES AIR RESISTANCE FOR 036-072 MODELS

Air Volume		Economizer		Wet Indoor Coil						Electric Heat	
				036-048		060		072			
L/s	cfm	Pa	in. w.g.	Pa	in. w.g.	Pa	in. w.g.	Pa	in. w.g.	Pa	in. w.g.
470	1000	10	0.04	5	0.02	5	0.02	2	0.01	7	0.03
565	1200	10	0.04	7	0.03	7	0.04	5	0.02	15	0.06
660	1400	10	0.04	10	0.04	12	0.05	7	0.03	22	0.09
755	1600	10	0.04	12	0.05	15	0.06	7	0.04	30	0.12
850	1800	12	0.05	15	0.06	17	0.07	12	0.05	37	0.15
945	2000	12	0.05	20	0.08	22	0.09	15	0.06	45	0.18
1040	2200	12	0.05	22	0.09	25	0.10	17	0.07	50	0.20
1130	2400	12	0.05	25	0.10	30	0.12	20	0.08	55	0.22
1225	2600	15	0.06	27	0.11	30	0.13	22	0.09	60	0.24
1320	2800	15	0.06	30	0.13	37	0.15	25	0.10	65	0.26
1415	3000	15	0.06	35	0.14	40	0.16	30	0.12	70	0.28

OPTIONS / ACCESSORIES AIR RESISTANCE FOR 090 MODELS

Air Volume		Economizer		Electric Heat		Wet Indoor Coil	
L/s	cfm	Pa	in. w.g.	Pa	in. w.g.	Pa	in. w.g.
1130	2400	12	0.05	55	0.22	20	0.08
1225	2600	15	0.06	60	0.24	22	0.09
1320	2800	15	0.06	65	0.26	25	0.10
1415	3000	15	0.06	70	0.28	30	0.12
1510	3200	15	0.06	75	0.30	30	0.13
1605	3400	15	0.06	77	0.31	35	0.14
1700	3600	15	0.06	80	0.32	37	0.15
1795	3800	17	0.07	82	0.33	40	0.16
1890	4000	17	0.07	85	0.34	45	0.18

BLOWER DATA -- KHA 50 Hz

FACTORY INSTALLED BELT DRIVE KIT SPECIFICATIONS

Motor		rev/min. Range							
Nominal	Maximum	Kit A01	Kit A02	Kit A03	Kit A05	Kit A06	Kit A07	Kit A08	Kit A09
1.5 kW (2 hp)	1.7 kW (2.3 hp)	561 - 842	621 - 931	694 - 1042	748 - 1122	893 - 1191	1010 - 1290	994 - 1326	1193 - 1524

*Using total air volume and system static pressure requirements determine from blower performance tables rev/min. and motor kW required. Maximum usable kW of motors furnished are shown. If motors of comparable kW are used, be sure to keep within the service factor limitations outlined on the motor nameplate.

OPTIONS / ACCESSORIES AIR RESISTANCE

Air Volume		Economizer		Wet Indoor Coil				Electric Heat	
L/s	cfm	Pa	in. w.g.	036-048		060-072		Pa	in. w.g.
				Pa	in. w.g.	Pa	in. w.g.		
470	1000	10	0.04	5	0.02	2	0.01	7	0.03
565	1200	10	0.04	7	0.03	5	0.02	15	0.06
660	1400	10	0.04	10	0.04	7	0.03	22	0.09
755	1600	10	0.04	12	0.05	10	0.04	30	0.12
850	1800	12	0.05	15	0.06	12	0.05	37	0.15
945	2000	12	0.05	20	0.08	15	0.06	45	0.18
1040	2200	12	0.05	22	0.09	17	0.07	50	0.20
1130	2400	12	0.05	25	0.10	20	0.08	55	0.22
1225	2600	15	0.06	27	0.11	22	0.09	60	0.24
1320	2800	15	0.06	32	0.13	25	0.10	65	0.26
1415	3000	15	0.06	35	0.14	30	0.12	70	0.28

**MINIMUM AIRFLOW -TC/KC/LCH UNITS
WITH ELECTRIC HEAT
(BELT DRIVE)**

Kw	CFM	
	Downflow	Horizontal
30	1900	2000
22.5	1500	1600
15	1200	1300
7.5	1050	1200

Note - 10Kw available in direct drive only.

Direct drive units with electric heat (7.5-22.5kW) can operate on low speed up to 0.6" w.g. maximum static pressure.

**MINIMUM AIRFLOW -LC UNITS
WITH ELECTRIC HEAT
(DIRECT DRIVE)**

Kw	CFM
	Downflow & Horizontal Airflow
LCH036HE	1080
LCH048HE	1280
LCH060HE	1600

**MINIMUM AIRFLOW -TH/KH UNITS
WITH ELECTRIC HEAT
(BELT DRIVE)**

Kw	CFM	
	Downflow	Horizontal
30	2250	2050
22.5	1750	1800
15	1250	1350
7.5	1050	1200

Note - 10Kw available in direct drive only.

Direct drive units with electric heat (7.5-22.5kW) can operate on low speed up to 0.6" w.g. maximum static pressure.